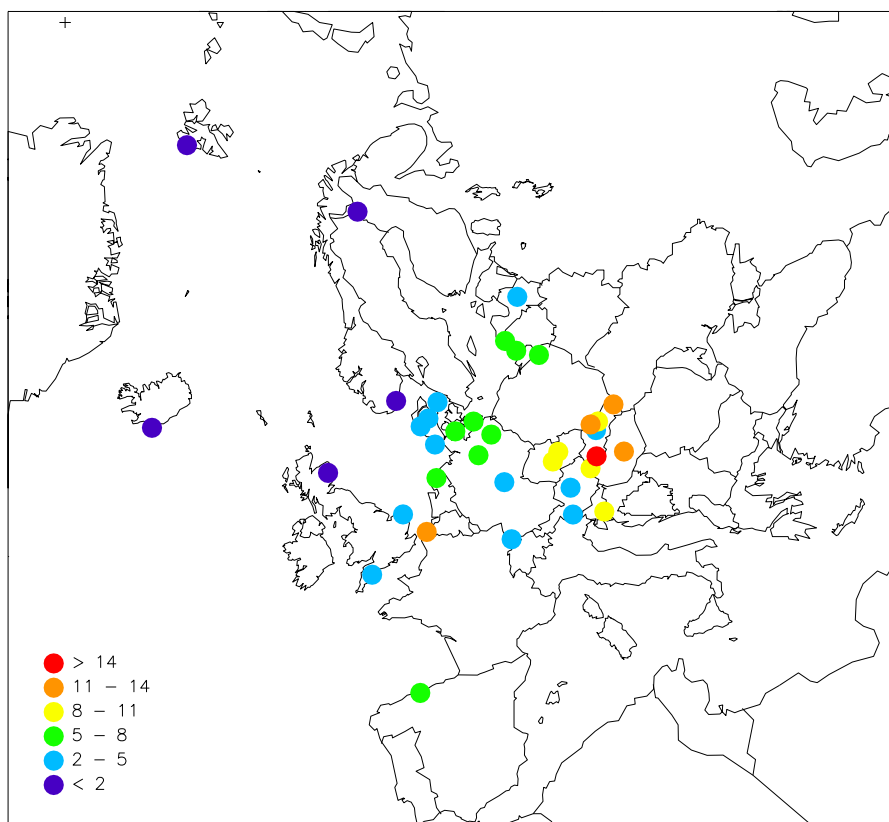


Heavy metals and POP measurements, 2005

Wenche Aas and Knut Breivik



Pb in aerosols 2005, ng/m³



NILU : EMEP/CCC-Report 6/2007
REFERENCE : O-95038 / O-99050
DATE : AUGUST 2007

**EMEP Co-operative Programme for Monitoring and Evaluation
of the Long-range Transmission of Air Pollutants
in Europe**

**Heavy metals and POP measurements,
2005**

Wenche Aas and Knut Breivik



Norwegian Institute for Air Research
P.O. Box 100, N-2027 Kjeller, Norway

Contents

	Page
1. Introduction.....	5
2. Measurement programme.....	5
2.1 Monitoring sites for heavy metals	5
2.2 Monitoring sites for POPs	9
2.3 Sampling and analytical techniques	9
3. Presentation of the measurement data.....	13
3.1 Heavy metal concentrations over Europe.....	13
3.1.1 Lead in precipitation.....	13
3.1.2 Cadmium in precipitation.....	13
3.1.3 Mercury in precipitation.....	14
3.1.4 Lead in aerosols.....	14
3.1.5 Cadmium in aerosols.....	14
3.1.6 Mercury in air.....	14
3.2 Concentrations of POPs.....	20
3.3 Annual summaries.....	23
3.4 Monthly summaries.....	25
3.5 Update.....	26
4. Conclusions and recommendations.....	26
5. Acknowledgements	26
6. References.....	27
Annex 1 Annual statistics for heavy metals in precipitation.....	29
Annex 2 Annual statistics for heavy metals in air.....	47
Annex 3 Annual statistics for POPs in precipitation.....	57
Annex 4 Annual statistics for POPs in air.....	63
Annex 5 Monthly and annual mean values for heavy metals in precipitation.....	69
Annex 6 Monthly and annual mean values for heavy metals in air.....	85
Annex 7 Monthly mean values for POPs in precipitation.....	95
Annex 8 Monthly mean values on data for POPs in air.....	103

Heavy metals and POP measurements, 2005

1. Introduction

Heavy metals and persistent organic pollutants (POPs) were included in EMEP's monitoring program in 1999. However, earlier data has been available and collected, and the EMEP database thus also includes older data, even back to 1988 for a few sites. A number of countries have been reporting heavy metals and POPs within the EMEP area in connection with different national and international programmes such as HELCOM, AMAP and OSPARCOM.

During the seventh phase of EMEP (EB.AIR/GE.1/1998/8) it was recommended that the future works under the Convention should concentrate on eight priority elements: lead (Pb), mercury (Hg), cadmium (Cd), chromium (Cr), nickel (Ni), zinc (Zn), copper (Cu) and arsenic (As). Particular attention should be paid to the first three elements.

The strategic long-term plans on POPs (EB.AIR/GE.1/1997/8) recommended to take a stepwise approach, and the following compounds or groups of compounds should be included in the first step: polycyclic aromatic hydrocarbons (PAHs), polychlorinated biphenyls (PCBs), HCB, chlordane, lindane, α -HCH, DDT/DDE.

These recommendations for heavy metals and POPs are implemented in the EMEP monitoring strategy and measurement program for 2004–2009 (EB.AIR/GE.1/2004/5).

So far, ten reports have been published (EMEP/CCC-Reports 8/96, 9/97, 7/98, 7/99, 2/2000, 9/2001, 9/2002, 1/2003, 7/2004, 9/2005, 7/2006) which present data on heavy metals and POPs from national and international measurement programmes for the period 1987 to 2004. All these data are also available from the EMEP's homepage, <http://www.nilu.no/projects/ccc/emepdata.html>. In this report data from 2005 are presented.

2. Measurement programme

The site codes used in this report are the codes used for data submission and storage in the EMEP database, or codes used in the AMAP, OSPARCOM or HELCOM programmes. The codes consist of the two-letter ISO code for the countries, a four-digit number and a letter indicating the type of station, regional (R) or global (G).

2.1 Monitoring sites for heavy metals

The locations of the measurement sites, which have delivered data on heavy metals for 2005, are found in Figure 1 and Table 1. The sites are divided in those measuring both concentrations in air and in precipitation, and those measuring only one of them. In 2005 there were 29 sites measuring heavy metals in both air and precipitation, and altogether there were 63 measurement sites. There was 18 sites measuring at least one form of mercury (Figure 2). Notice that Nuuk in

Greenland is outside the map in Figure 1. From Figure 1 one can see that the spatial resolution in east and southern Europe is unsatisfactory. In addition, there are too few sites measuring both in air and precipitation. The adopted EMEP monitoring strategy for 2004-2009 (EB.AIR/GE.1/2004/5) will expectantly improve this situation. The EUs daughter directive on heavy metals and PAH will potentially also have a positive effect also on the number of EMEP sites.

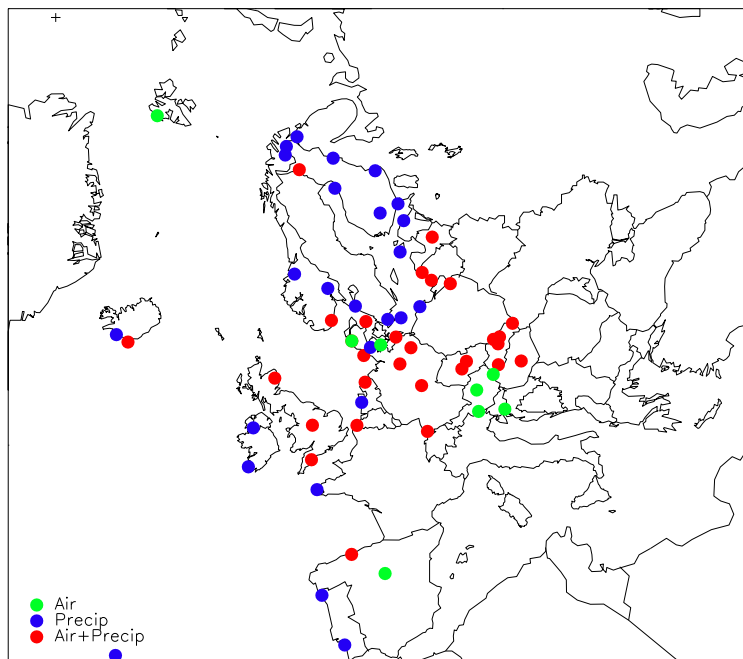


Figure 1: Measurement network of heavy metals, 2005.

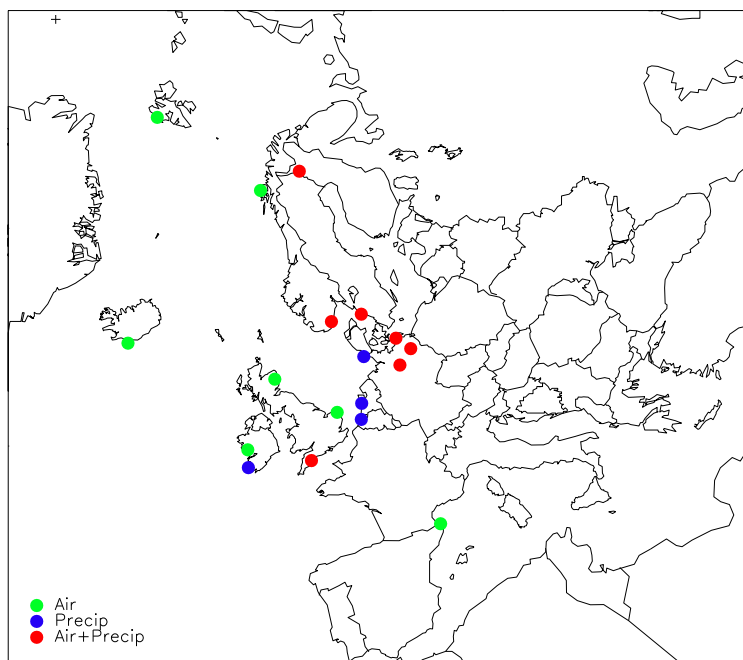


Figure 2: Measurement network of mercury, 2005.

Table 1: Monitoring stations and the sampling program of heavy metals, 2005.

Country	Code	Station name	Latitude	Longitude	hosi	Metals in air	Metals in precip
Austria	AT0002R	Illmitz	47 46 0 N	16 46 0 E	117	Cd, Pb	
	AT0005R	Vorhegg	46 40 40 N	12 58 20 E	1020	Cd, Pb	
	AT0048	Zoebelboden	47 50 19 N	14 26 29 E	899	Cd,Pb	
Belgium	BE0014	Koksijde	54 7 12 N	2 39 35 E	7	Cd, Cu, Ni, Pb, Zn	As, Cd, Cr, Cu, Hg, Ni, Pb
Czech Republic	CZ0001R	Svratouch	49 44 0 N	16 2 0 E	737	Cd, Pb	Cd, Pb, Mn, Ni
	CZ0003R	Kosetice	49 35 0 N	15 5 0 E	534	Cd, Pb	Cd, Pb, Mn, Ni
Germany	DE0001R	Westerland	54 55 32 N	8 18 35 E	12	As,Cd,Cu,Fe,Pb, Mn,Ni,V,Zn	As,Cd,Cr,Co,Cu,Fe,Pb,Mn,Hg,Ni,V,Zn
	DE0002R	Langenbrügge	52 48 8 N	10 45 34 E	74	As,Cd,Cu,Fe,Hg,Pb,Mn,Ni,V,Zn	As,Cd,Cr,Co,Cu,Fe,Pb,Mn,Hg,Ni,V,Zn
	DE0003R	Schauinsland	47 54 53 N	7 54 31 E	1205	As,Cd,Cu,Fe,Pb,Mn,Ni,V,Zn	As,Cd,Cr,Co,Cu,Fe,Pb,Mn,Ni,V,Zn
	DE0007R	Neuglobsow	53 10 0 N	13 2 0 E	65	As,Cd,Cu,Fe,Hg,Pb,Mn,Ni,V,Zn	As,Cd,Cr,Co,Cu,Fe,Pb,Mn,Hg,Ni,V,Zn
	DE0008R	Schmücke	50 39 0 N	10 46 0 E	937	As,Cu,Fe,Pb,Mn,Ni,V,Zn	As,Cd,Cr,Co,Cu,Fe,Pb,Mn,Ni,V,Zn
	DE0009R	Zingst	54 26 0 N	12 44 0 E	1	As,Cd,Cu,Fe,Hg,Pb,Mn,Ni,V,Zn	As,Cd,Cr,Co,Cu,Fe,Pb,Mn,Hg,Ni,V,Zn
Denmark	DK0003R	Tange	56 21 0 N	9 36 0 E	13	As,Cd,Cr,Cu,Fe,Pb,Mn,Ni,Zn	
	DK0008R	Anholt	56 43 0 N	11 31 0 E	40	As,Cd,Cr,Cu,Fe,Pb,Mn,Ni,Zn	As,Cd,Cr,Cu,Pb,Ni,Zn
	DK0011G	Nuuk	64 10 48 N	51 39 0 W	320	Al,As,Cr,Cu,Fe,Pb,Mn,Hg,Ni,Se,Zn	
	DK0020R	Pedersker	55 1 1 N	14 56 45 E	5		As,Cd,Cr,Cu,Pb,Ni,Zn
	DK0022R	Sepstrup Sande	55 5 0 N	9 36 0 E	60		As,Cd,Cr,Cu,Pb,Ni,Zn
	DK0031R	Ulborg	56 17 0 N	8 26 0 E	10	As,Cd,Cr,Cu,Fe,Pb,Mn,Ni,Zn	As,Cd,Cr,Cu,Pb,Ni,Zn
Estonia	EE0009R	Lahemaa	59 30 0 N	25 54 0 E	32		As,Cd,Cu,Pb,Zn
	EE0011R	Vilsandy	58 23 0 N	21 49 0 E	6		As,Cd,Cu,Pb,Zn
Spain	ES0008R	Niembro	43 26 32 N	4 51 1 W	134	As,Cd,Cr,Cu,Pb,Hg,Ni,Zn	As,Cd,Cr,Cu,Pb,Ni,Zn
	ES0009R	Campisábalos	41 16 52 N	3 8 34 W	1360		As,Cd,Cr,Cu,Pb,Ni,Zn
	ES0010	Cabo de Creu	42 19 10 N	3 19 1 E	23	Hg	
Finland	FI0008R	Kevo	69 45 0 N	27 0 0 E	80		As,Cd,Cr,Cu,Fe,Pb,Mn,Ni
	FI0017R	Violahti II	60 31 36 N	27 41 10 E	8		As,Cd,Cr,Cu,Fe,Pb,Mn,Ni,V,Zn
	FI0022R	Oulanka	66 19 13 N	29 24 6 E	310		As,Cd,Cr,Cu,Fe,Pb,Mn,Ni,V,Zn
	FI0036R	Matarova	68 0 0 N	24 14 23 E	340	As,Cd,Cr,Cu,Fe,Pb,Mn,Ni,V,Zn	As,Cd,Cr,Cu,Fe,Pb,Mn,Ni,V,Zn
	FI0053R	Hailuoto II	65 0 0 N	24 41 39 E	4		As,Cd,Cr,Cu,Fe,Pb,Mn,Ni
	FI0092R	Hietajarvi	63 10 0 N	30 43 0 E	173		As,Cd,Cr,Cu,Fe,Pb,Mn,Ni,V,Zn
	FI0093R	Kotinen	61 13 48 N	25 4 0 E	158		As,Cd,Cr,Cu,Fe,Pb,Mn,Ni,V,Zn
	FI0096R	Pallas	67 58 0 N	24 7 0 E	566	Hg	Hg
France	FR0090	Porspoder	48 31 0 N	4 45 0 W	50		As,Cd,Cr,Cu,Pb,Ni,Zn

Table 1, cont.

Country	Code	Station name	Latitude	Longitude	hosl	Metals in air	Metals in precip
Great Britain	GB0006R	Lough Navar	54 26 35 N	7 52 12 W	126		As,Cd,Cr,Cu,Pb,Ni,Zn
	GB0013R	Yarner Wood	50 35 47 N	3 42 47 W	11	As,Cd,Cr,Cu,Pb,Ni,Zn	As,Cd,Cr,Cu,Pb,Ni,Zn
	GB0017R	Heigham Holmes	54 45 14 N	1 38 22 W	267	As,Cd,Cr,Cu,Pb,Ni,Zn	As,Cd,Cr,Cu,Pb,Ni,Zn
	GB0091R	Banchory	57 5 0 N	2 32 0 W	120	As,Cd,Cr,Cu,Pb,Ni,Zn	Cd,Cr,Cu,Pb,Ni,Zn
Ireland	IE0001R	Valentina Obs.	51 56 23 N	10 14 40 W	11		Al,As,Cd,Cr,Cu,Pb,Mn,Hg,Ni,V,Zn
Iceland	IS0090R	Reykjavik	64 8 0 N	21 54 0 W	52		Al,As,Cd,Cr,Cu,Fe,Pb,Mn,Ni,V,Zn
	IS0091R	Storhofdi	63 24 0 N	20 17 0 W	118	Al,As,Cd,Cr,Cu,Fe,Pb,Mn,Hg, Ni,V,Zn	Al,Cd,Cr,Cu,Fe,Pb,Mn,Ni,Zn
Lithuania	LT0015R	Preila	55 21 0 N	21 4 0 E	5	Cd,Cu,Pb,Zn	Cd,Cu,Pb,Zn
Latvia	LV0010R	Rucava	56 13 0 N	21 13 0 E	5	Cd,Cu,Pb,Zn	As,Cd,Cu,Pb,Mn,Ni,Zn
	LV0016R	Zoseni	57 7 59 N	25 55 0 E	183	As,Cd,Cu,Pb,Mn,Ni,Zn	As,Cd,Cu,Pb,Mn,Ni,Zn
Netherlands	NL0009R	Kollumerwaard	53 20 2 N	6 16 38 E	1	As,Cd,Pb,Ni,Zn	As,Cd,Cr,Cu,Pb,Ni,Zn
	NL0091R	De Zilk	52 18 0 N	4 30 0 E	4		As,Cd,Cr,Cu,Pb,Hg,Ni,Zn
Norway	NO0001R	Birkenes	58 23 0 N	8 15 0 E	190	As,Cd,Cr,Co,Cu,Pb,Hg,Ni,V,Zn	As,Cd,Cr,Co,Cu,Pb,Mn,Hg,Ni,V,Zn
	NO0039R	Kárvatn	62 47 0 N	8 53 0 E	210		Cd,Pb,Zn
	NO0042G	Zeppelin	78 54 0 N	11 53 0 E	474	As,Cd,Cr,Co,Cu,Pb,Mn,Hg,Ni,V,Zn	
	NO0047R	Svanvik	69 27 0 N	30 1 59 E	30		As,Cd,Cr,Co,Cu,Pb,Ni,Zn
	NO0055R	Karasjok	69 28 0 N	25 13 0 E	333		Cd,Pb,Zn
	NO0056R	Hurdal	60 22 0 N	11 4 0 E	300		Cd,Pb,Zn
	NO0090R	Andøya (Alomar)	69 16 42 N	16 0 42 E	38	Hg	
Poland	PL0004R	Leba	54 45 0 N	17 32 0 E	2		Cd,Cr,Cu,Pb,Ni,Zn
	PL0005R	Diabla Gora	54 9 0 N	22 4 0 E	157	Hg	As,Cd,Cr,Cu,Pb,Hg,Ni,Zn
Portugal	PT0001R	Braganca	41 48 0 N	6 43 58 W	690		Cd,Cu,Pb,Mn,Ni,Zn
	PT0003R	Viana do Castelo	41 42 0 N	8 48 0 W	16		Cd,Cu,Pb,Mn,Ni,Zn
	PT0004R	Monte Velho	38 5 0 N	8 48 0 W	43		Cd,Cu,Pb,Mn,Ni,Zn
	PT0010R	Angra do Heroismo	38 40 0 N	27 13 0 W	74		Cd,Cu,Pb,Mn,Ni,Zn
Slovenia	SI0008R	Iskrba	45 34 0 N	14 52 0 E	520	As,Cd,Cr,Cu,Pb,Ni	
Slovakia	SK0002R	Chopok	48 56 0 N	19 35 0 E	2008	As,Cd,Cr,Cu,Pb,Mn,Ni,Zn	As,Cd,Cr,Cu,Pb,Mn,Ni,Zn
	SK0004R	Stará Lesná	49 9 0 N	20 17 0 E	808	As,Cd,Cr,Cu,Pb,Mn,Ni,Zn	As,Cd,Cr,Cu,Pb,Mn,Ni,Zn
	SK0005R	Liesek	49 22 0 N	19 40 59 E	892	As,Cd,Cr,Cu,Pb,Mn,Ni,Zn	As,Cd,Cr,Cu,Pb,Mn,Ni,Zn
	SK0006R	Starina	49 3 0 N	22 16 0 E	345	As,Cd,Cr,Cu,Pb,Mn,Ni,Zn	As,Cd,Cr,Cu,Pb,Mn,Ni,Zn
	SK0007R	Topolniky	47 57 36 N	17 51 38 E	113	As,Cd,Cr,Cu,Pb,Mn,Ni,Zn	As,Cd,Cr,Cu,Pb,Mn,Ni,Zn
Sweden	SE0014R	Råö	57 23 0 N	11 53 0 E	10	As,Cd,Pb,Hg,Ni	Hg
	SE0051R	Arup	55 45 0 N	13 40 0 E	157		As,Cd,Cr,Cu,Fe,Pb,Mn,Ni,V,Zn
	SE0097R	Gårdsjön	58 3 0 N	12 1 0 E	126		As,Cd,Cr,Co,Cu,Fe,Pb,Mn,Ni,V,Zn

2.2 Monitoring sites for POPs

The locations of the measurement sites, which have delivered POPs for 2005, are shown in Figure 3 and Table 2. In 2005 there were 6 sites measuring POPs in both compartments, and altogether there were 14 measurement sites, one less than in 2004 (ES).

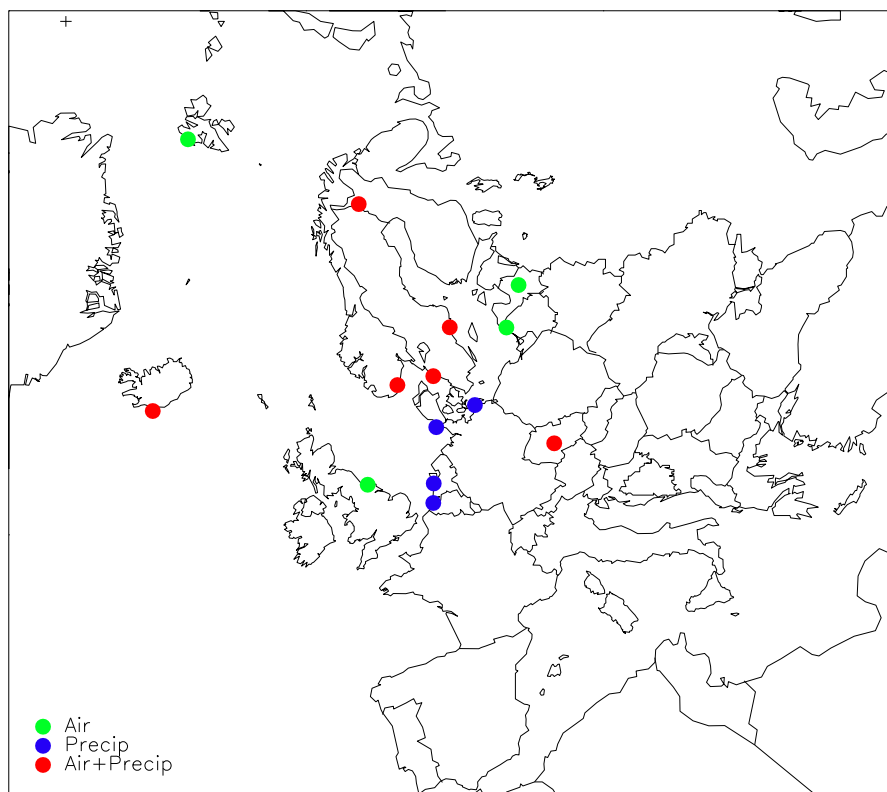


Figure 3: Monitoring network of POPs in EMEP, 2005.

As for heavy metal measurements, the distribution and number of sites measuring POPs are insufficient, but possibly will the EU's daughter directive on PAH and the Stockholm Convention on POPs have a positive effect also on the number of EMEP sites.

2.3 Sampling and analytical techniques

A brief summary of the sampling and analytical techniques used for the 2005-data are given in Table 3 and Table 4 for POPs and heavy metals, respectively.

Table 2: Monitoring stations and their sampling program of POP, 2005.

Country	Code	Name	Latitude	Longitude	hasl	POPs in air and aerosol	POPs in precipitation
Belgium	BE0014	Koksijde	54 7 12 N	2 39 35 E	7		Pesticides, HCHs
Czech Rep.	CZ0003R	Košetice	49 35 0 N	15 5 0 E	534	PAHs, PCBs, pesticides, HCHs	PAHs, PCBs, pesticides, HCH
Germany	DE0001R	Westerland	54 55 32 N	8 18 35 E	12		PAHs, PCBs, pesticides, HCB, HCHs
	DE0009R	Zingst	54 26 0 N	12 44 0 E	1		PAHs, PCBs, pesticides, HCB, HCHs
Finland	FI0096R	Pallas	67 58 0 N	24 7 0 E	566	PAHs, PCBs, pesticides, HCHs	PAHs, PCBs, HCHs
Great Britain	GB0014	High Muffles	54 20 N	0 48 W		PAHs, PCBs	
Iceland	IS0091R	Storhofdi	63 24 0 N	20 17 0 W	118	PCBs, pesticides, HCB, HCHs	PCBs, pesticides, HCB, HCHs
Netherlands	NL0091R	De Zilk	52 18 0 N	4 30 0 E	4		γHCH
Latvia	LV0010R	Rucava	56 13 0 N	21 13 0 E	5	Benzo[a]pyrene	
	LV0016R	Zoseni	57 7 59 N	25 55 0 E	183	Benzo[a]pyrene	
Norway	NO0042G	Spitsbergen	78 54 0 N	11 53 0 E	474	PAHs, PCBs, pesticides, HCHs, HCB	
	NO0001R	Birkenes	58 23 0 N	8 15 0 E	190	PCB, HCB, HCHs	PCBs, HCB, HCHs
Sweden	SE0012R	Aspvreten	58 48 0 N	17 23 0 E	20	PAHs, PCBs, pesticides	PAHs, PCBs, HCHs
	SE0014R	Råö	57 23 38 N	11 55 50 E	5	PAHs, PCBs, pesticides	PAHs, PCBs, HCHs

Table 3: Measurement methods for POPs, 2005.

Country	Precipitation		Air and aerosols		Laboratory method
	Sampling method	Frequency	Sampling method	Frequency	
Belgium	Wet only	Monthly			Dual column GC-ECD
Czech rep.	Wet only	Daily	HV-GRASEBY, PUR-foam 300-400 m ³ /day	1d a week	HPLC, GC-MS
Germany	Wet only	Monthly			GC-MS
Spain			High vol.	14 -20 Dec, daily	GC-MS
Finland	Bulk (precip. + dry dep.)	1 w a month	High vol.	1 w a month	HPLC, GC-MS
Great Britain			High Vol. Whatman GF filter + 2 PUR foams, 5 m ³ /h	Biweekly sampling, 3 monthly analysis	GC-MS
Iceland	Bulk (Steel funnel 1 m ² /PUF foam)	Biweekly	PUF-foam 1000 m ³ /15 days	Biweekly	GC-ECD
Latvia				Monthly	GC-MS
Netherlands	Bulk	4 weekly			GC-MS
Norway	Bulk, funnel and bottle of glass	Weekly	High Vol. Gelman AE filter + 2 PUR foams. 20 m ³ /h	NO01: 24h a week; NO42: 48h a week	GC-MS
Sweden	Bulk (precip. + dry dep.)	Monthly	High vol.	SE14 biweekly; SE12: 1 w a month	HPLC, GC-MS

HPLC: High Performance Liquid Chromatography
GC-MS: Gas Chromatograph with Mass Spectrometry

GC-ECD: Gas Chromatograph with Electron Capture Detector
TLC: Thin Layer Chromatography

Table 4: Measurement methods for heavy metals, 2005.

Country	Precipitation		Air and aerosols		Laboratory method	Participate in EMEP lab. Intercomp. ¹	
	Field method	Frequency	Field method	Frequency			
Austria			PM ₁₀ (High-vol)	24h a week	ICP-MS	Yes	
Belgium	Hg	Wet only	Weekly		CV-AAS	Yes	
Czech Republic		Bulk	Weekly	Filter-1pack	Every 2 nd day	Precip: GF-AAS, Zn,Fe: F-AAS. Air and aerosols: ICP-MS	Yes
Germany		Wet only	Weekly	Low volume sampler	Weekly	ICP-MS	Yes
	Hg	Wet only	Weekly	TGM:gold trap	Daily	CV-AFS	
Denmark		Bulk	Monthly	Filter-3pack	Daily at DK03,08,31, weekly at DK11	Precip.: GF-AAS Aerosols: PIXE	Yes
	Hg	Bulk (Hg)	Monthly	Hg-monitor (Tekran)	Hourly		
Estonia		Bulk	Monthly	Sampling High Volume Sampler	Weekly	GF-AAS, Zn: F-AAS	Yes
Spain		Wet only	Weekly	High-vol, PM ₁₀	24h a week	GF-AAS	No
Finland		Bulk	Monthly	Teflon, Millipore, Fluoropore, 3 µm, 50 l/min, cut off 15 µm	Weekly	ICP-MS	Yes
	Hg	Bulk (Hg)	Monthly	Hg: gold traps (TGM) Hg: mini traps (TPM)	2 X 24 h a week Weekly	CV-AFS CV-AFS	
France		Bulk	Monthly			GF-AAS	Yes
Great Britain		Bulk	GB06,17: monthly GB13,91: weekly	PM ₁₀ , low volume sampler	Weekly	ICP-MS	Yes
Ireland		Bulk				ICP-MS	No
	Hg	Bulk	Monthly			ICP-MS	
Iceland		Bulk	Weekly	High vol.	Biweekly	ICP-MS	(Yes) ²
	Hg					CV-AAS	
Lithuania		Bulk	Weekly	Low vol. 0.5-2 m ³ /h	Weekly	GF-AAS	Yes
Latvia		Bulk	Weekly	Filter-1pack	Weekly	Cd, Cu, Pb, Ni, As: GF-AAS, Mn, Zn: F-AAS	Yes
Netherlands		Wet-only	4 weekly	Low volume sampler	24h every 2 days	ICP-MS	Yes
	Hg	Wet-only	Weekly			CV-AFS	
Norway		Bulk	Weekly	NO42: High Vol, 20 l/h, W41 NO01: PM ₁₀ KFG 2.3 l/h, quartz	48h a week Weekly	ICP-MS	Yes
	Hg	Bulk (Hg)	Monthly	Tekran monitor	Continuously	CV-AFS	

Table 4, cont.

Country	Precipitation		Air and aerosols		Laboratory method	Participate in EMEP lab. Intercomp. ¹
	Field method	Frequency	Field method	Frequency		
Poland, PL04	Wet-only	Biveekly			GF-AAS (AVS from May); Zn: F-AAS	Yes
Poland, PL05	Wet-only	Weekly			GF-AAS; Zn: F-AAS	Yes
	Hg Bulk (Hg)	Weekly	Hg: gold traps (TGM)	24h a week	AAS-AMA analyzer	
Portugal	PT10: Wet-only, PT01,03,04: bulk	Weekly Daily			GF-AAS, Zn: F-AAS	Yes
Sweden	Bulk Hg Bulk (Hg)	Monthly Monthly	Low volume sampler, teflon filter Hg: gold traps (TGM) Hg: mini traps (TPM)	Monthly 2 X 24 h a week 2 X 24 h a week	ICP-MS CV-AFS CV-AFS	(Yes) ²
Slovenia			Low volume, PM ₁₀ , quartz filters	24 h every 6 days	ICP-MS	No
Slovakia	Wet-only: SK04, SK05, SK06, SK07. Bulk: SK02	Monthly	Filter-1pack, Nitrocellulose filters Sartorius 47mm: 24-30 m ³ /day, SPM: SK02, SK07; 24 m ³ /day PM ₁₀ /Partisol R&P/: SK04, SK05, SK06	Weekly	Precipitation: GF-AAS; Zn: F-AAS, As: MHS; Air: ICP-MS	Yes

¹ Countries participated in the intercomparison in 2004 (Uggerud et al., 2005)

² Samples shipped to NILU, Norway for analysis

AAS: Atomic Absorption Spectroscopy

GF-AAS: Graphic Furnace Atomic Absorption Spectroscopy

F-AAS: Furnace Atomic Absorption Spectroscopy

ICP-MS: Inductively Coupled Plasma - Mass Spectrometry

CV-AAS: Cold Vapour Atomic Fluorescence Spectroscopy

3. Presentation of the measurement data

3.1 Heavy metal concentrations over Europe

The annual concentrations of heavy metals in air and precipitation are found in Table 5 and Table 6. Maps illustrating the annual averages of Pb, Cd and Hg from the 2005 precipitation and air data are presented in Figure 4–Figure 9. An increasing gradient can in general be seen southeast, but the concentration levels are not evenly distributed, there are some “hotspots” for some elements. The annual mean concentrations in precipitation have been calculated from daily, weekly or monthly reported values as precipitation-weighted averages. When discussing the regional distribution of the concentration fields, it should be noticed that few countries in Southern- and Eastern Europe have reported data for heavy metals in precipitation or in air.

For heavy metal measurements there are two major problems with the data. Firstly, the detection limit for the method is not always adequate for the respective sampling site, and the data coverage is also in general much poorer than e.g. for main components. In the EMEP data quality objectives (EMEP/CCC, 1996) it says that the data completeness should be 90%; in addition, 75% of the data should be above the detection limit. As seen in Annex 1 and Annex 2, these two criteria are often not met. However, several countries analyse heavy metals in air on one or two samples weekly from daily aerosol samples. This will give poor data completeness, but the seasonal distribution and data coverage is anyhow satisfactory and the estimate of the annual average is probably reasonable.

Most of the Portuguese and Irish heavy metal measurements have in general very high detection limits and these data are regarded as very uncertain. Also other countries like Estonia, Slovenia and Belgium experience relatively high concentration levels but a large fraction of the data are undetectable which increases the uncertainty also of some of these measurements. In Norway, Denmark and Sweden the concentration levels are relatively low, and generally a high percentage of these data in both air and precipitation are also below the detection limits.

3.1.1 Lead in precipitation

Precipitation data from Portugal, Estonia and Ireland should be looked as upper limits because most of the data are below the detection limits.

The highest concentrations are seen in Hungary, Slovakia and Spain, but elevated levels are also seen in hotspots like e.g. in Lithuania and Benelux countries. The lowest concentrations of Pb during 2005 are found in the Nordic countries and in Great Britain (Figure 4 and Table 5).

3.1.2 Cadmium in precipitation

The lowest cadmium levels are seen in the Nordic countries, Great Britain, and northern France and Germany. (Figure 5). An increasing gradient can be seen southeast. The highest cadmium concentrations in precipitation are seen in Hungary, Slovakia, Lithuania and Spain. The cadmium precipitation measurements in Portugal are not included in Figure 5 due to very high detection limits (0.85 µg/l).

3.1.3 Mercury in precipitation

Only a few stations are measuring mercury in precipitation in Europe, and most of them are related to the OSPARCOM programme. The Irish station has too high detection limits and these measurements are not really useful for EMEP. The concentrations of mercury at the different sites are decreasing from north to south, highest level in Poland, but also relatively high level in southern Sweden.

3.1.4 Lead in aerosols

Figure 7 presents the annual averages of Pb in air in 2005. The lowest concentrations (below 1.1 ng Pb/m³) can be seen in the arctic sites (NO42, FI36, DK11, IS91) Concentration maxima are seen in Slovakia with concentrations between around 13 ng Pb/m³. There are also sites in Hungary, Slovenia, Austria, and Belgium with high concentrations.

3.1.5 Cadmium in aerosols

Cadmium in aerosols is presented in Figure 8. The lowest concentrations (below 0.05 ng Cd/m³) are reported from Finland, Island and Great Britain. The level at the Norwegian sites are comparatively relatively high, this is due to some very high episodes, especially at the Zeppelin site during the winter period. An increasing gradient can be seen south-eastward. The highest cadmium concentrations are observed in Hungary, Slovakia, Poland, Belgium, Austria and the Czech Republic.

3.1.6 Mercury in air

Concentrations of mercury in air are in the range 1.4–2 ng/m³ for all the stations (Figure 9) except Poland that has comparably very low level, 0.90 ng/m³. The highest levels are seen at DE01 and NO01. As for mercury in precipitation, there are only a few stations delivering data on mercury in air, and they are mainly related to the AMAP and the OSPAR programme.

Table 5: Annual average concentration of heavy metals in precipitation in 2005 ($\mu\text{g/l}$, Hg in ng/l). Data in *Italic* are considered uncertain (more than 50% of data are below detection limit).

Code	Pb	Cd	Zn	Hg	Ni	As	Cu	Co	Cr	Mn	V	Fe	mm
BE0014R	1.90	0.063	8.8	11.00	0.48	0.27	2.97	-	0.33	-	-	-	989
CZ0001R	1.73	0.080	-	-	1.52	-	-	-	-	3.48	-	-	803
CZ0003R	1.76	0.144	-	-	1.49	-	-	-	-	5.00	-	-	680
DE0001R	0.94	0.027	7.5	9.06	0.35	0.12	1.08	0.02	0.16	1.55	0.64	22	555
DE0002R	0.94	0.032	7.6	11.50	0.32	0.10	1.10	0.02	0.14	1.82	0.47	20	520
DE0003R	0.84	0.023	5.5	-	0.35	0.07	-	0.02	0.12	1.34	0.30	21	1435
DE0007R	0.82	0.030	6.9	9.21	0.34	0.09	1.03	0.02	0.10	2.03	0.35	12	566
DE0008R	1.30	0.040	9.0	-	0.27	0.11	1.25	0.02	0.10	1.63	0.38	19	1079
DE0009R	0.87	0.033	7.5	9.50	0.41	0.09	2.47	0.02	0.12	2.39	0.61	22	494
DK0008R	1.01	0.034	12.5	-	0.32	0.19	1.38	-	0.18	-	-	-	522
DK0020R	1.62	0.054	16.1	-	0.38	0.15	1.45	-	0.17	-	-	-	409
DK0022R	1.20	0.028	7.0	-	0.28	0.12	0.89	-	0.12	-	-	-	734
DK0031R	0.85	0.027	8.8	-	0.28	0.09	0.95	-	0.11	-	-	-	682
EE0009R	0.63	0.036	5.4	-	-	0.83	6.23	-	-	-	-	-	529
EE0011R	0.56	0.035	9.6	-	-	1.08	4.30	-	-	-	-	-	568
ES0008R	7.11	0.117	65.0	-	37.58	0.30	21.47	-	45.95	-	-	-	1132
ES0009R	3.99	0.117	59.4	-	5.18	0.58	18.12	-	18.84	-	-	-	245
FI0008R	0.41	0.018	1.7	-	0.49	0.07	1.40	0.01	0.14	0.55	0.15	12	408
FI0017R	1.95	0.080	6.5	-	0.27	0.19	1.60	0.03	0.34	3.86	0.61	66	514
FI0022R	0.47	0.022	2.3	-	0.15	0.09	1.01	0.01	0.14	1.11	0.21	16	598
FI0036R	0.56	0.019	2.5	-	0.20	0.07	1.00	0.01	0.11	1.36	0.21	13	647
FI0053R	0.96	0.040	4.6	-	0.26	0.10	1.32	0.04	0.29	2.65	0.59	34	410
FI0092R	0.89	0.040	2.7	-	0.17	0.07	1.03	0.01	0.12	1.50	0.33	16	566
FI0093R	0.98	0.043	3.7	-	0.18	0.09	1.11	0.02	0.12	2.50	0.40	22	620
FI0096G	-	-	-	5.56	-	-	-	-	-	-	-	-	335
FR0090R	0.85	0.026	2.0	-	0.39	0.16	0.74	-	0.15	-	-	-	899
GB0013R	0.78	0.045	5.1	4.84	0.43	0.54	0.48	-	0.09	-	-	-	978
GB0017R	1.42	0.034	6.4	7.23	0.34	0.15	1.00	-	0.10	-	-	-	381
GB0091R	0.52	0.044	4.6	4.28	0.29	0.09	-	-	0.06	-	-	-	694
HU0002R	4.23	0.138	-	-	-	-	-	-	-	-	-	-	611
IE0001R	0.74	0.071	13.4	50.00	0.66	0.50	8.95	-	0.50	3.52	0.68	-	1496
IS0090R	0.37	0.011	7.6	-	0.97	0.20	3.87	-	0.40	3.89	1.50	207	732
IS0091R	1.99	0.046	12.4	-	2.84	0.07	1.84	-	1.27	5.07	1.01	241	1486
LT0015R	2.70	0.087	96.2	-	-	-	1.55	-	-	-	-	-	667
LV0010R	1.69	0.074	18.4	-	0.97	0.68	1.19	-	-	6.72	-	-	705
LV0016R	0.72	0.044	13.7	-	0.64	0.67	1.62	-	-	7.86	-	-	700
NL0009R	2.13	0.070	9.2	-	0.46	0.36	1.89	-	0.39	-	-	-	612
NL0091R	2.19	0.048	4.9	15.07	0.36	0.09	1.10	-	0.28	-	-	-	550
NO0001R	1.17	0.035	5.3	8.85	0.47	0.26	0.76	0.01	0.30	-	1.11	-	1242
NO0039R	0.12	0.005	0.9	-	-	-	-	-	-	-	-	-	1592
NO0047R*	1.80	0.144	5.1	-	54.17	1.68	56.63	1.56	0.41	-	-	-	432
NO0055R	0.50	0.019	4.3	-	-	-	-	-	-	-	-	-	423
NO0056R	1.23	0.070	10.3	-	-	-	-	-	-	-	-	-	678
PL0004R	1.16	0.056	7.8	-	0.34	-	0.94	-	-	-	-	-	478
PL0005R	1.35	0.058	6.6	21.00	1.09	0.35	2.04	-	0.13	-	-	-	601
PT0003R	0.74	0.425	13.1	-	0.78	-	1.17	-	-	2.01	-	-	914
PT0004R	0.65	0.425	5.2	-	0.78	-	0.45	-	-	2.04	-	-	427
SE0014R	-	-	-	18.47	-	-	-	-	-	-	-	-	380
SE0051R	1.15	0.060	10.5	-	0.29	0.15	1.38	-	0.10	6.04	0.89	-	349
SE0097R	1.23	0.046	6.6	-	0.39	0.21	0.99	-	0.20	1.75	1.60	-	728
SK0002R	2.38	0.089	19.4	-	0.29	0.31	1.40	-	0.20	-	-	-	933
SK0004R	1.69	0.193	9.4	-	0.23	0.21	0.78	-	0.07	-	-	-	802
SK0005R	1.96	0.067	7.0	-	0.22	0.25	0.65	-	0.07	-	-	-	828
SK0006R	2.93	0.111	6.6	-	0.33	0.27	1.19	-	0.07	-	-	-	890
SK0007R	1.55	0.047	5.8	-	0.71	0.28	0.82	-	0.08	-	-	-	598

* NO47 is not an EMEP site and is very influenced by emission in Nikel, Russia.

*Table 6: Annual average concentration of heavy metals in air in 2005 (ng/m³). Data in *Italic* are considered uncertain (more than 50% of data are below detection limit).*

Code	Pb	Cd	Zn	Hg	Ni	As	Cu	Co	Cr	Mn	V	Fe
AT0002R	10.93	0.346	-	-	-	-	-	-	-	-	-	-
AT0005R	3.45	0.115	-	-	-	-	-	-	-	-	-	-
AT0048R	2.85	0.119	-	-	-	-	-	-	-	-	-	-
BE0014R	11.41	0.330	39.8	-	4.60	-	4.80	-	-	-	-	-
CZ0001R	8.77	0.263	-	-	0.62	0.80	2.04	-	-	4.46	-	-
CZ0003R	8.14	0.240	-	-	0.73	0.88	1.37	-	-	2.21	-	-
DE0001R	4.77	0.124	13.0	-	-	0.53	1.90	0.06	-	2.63	4.11	88
DE0002R	7.04	0.197	-	2.00	1.06	0.61	2.54	0.07	-	3.57	1.84	106
DE0003R	2.69	0.069	-	-	0.44	0.18	1.35	0.03	-	2.38	0.65	61
DE0007R	7.76	0.213	-	1.63	0.78	0.87	2.54	0.05	-	3.50	1.62	91
DE0008R	4.73	0.129	-	-	0.65	0.38	-	0.03	-	2.49	0.78	73
DE0009R	6.80	0.181	20.0	1.56	-	0.67	-	0.06	-	2.54	4.80	76
DK0003R	4.49	-	16.1	-	0.71	0.68	1.90	-	0.46	4.74	-	126
DK0005R	5.87	-	15.2	-	2.91	0.48	2.07	-	0.58	3.19	-	94
DK0008R	4.37	-	11.2	-	2.04	0.47	1.21	-	0.40	2.19	-	57
DK0011G	0.17	-	0.2	1.41	0.05	0.02	0.07	-	0.04	0.18	-	10
DK0031R	4.71	-	11.9	-	1.51	0.46	1.24	-	0.52	2.38	-	69
ES0008R	6.96	0.098	-	1.78	-	-	19.47	-	-	-	-	-
ES0010R	-	-	-	1.67	-	-	-	-	-	-	-	-
FI0036R	1.03	0.037	2.6	-	0.44	0.15	0.47	0.02	0.17	0.62	0.48	22
FI0096G	-	-	-	1.52	-	-	-	-	-	-	-	-
GB0013R	2.81	0.045	9.3	-	0.90	0.22	0.85	-	0.27	-	-	-
GB0017R	4.17	0.050	7.7	-	1.15	0.18	1.18	-	0.17	-	-	-
GB0091R	1.10	0.030	3.7	-	0.73	0.10	0.50	-	0.85	-	-	-
HU0002R	11.15	0.281	-	-	-	-	-	-	-	-	-	-
IE0031R	-	-	-	1.55	-	-	-	-	-	-	-	-
IS0091R	0.60	0.050	7.4	-	6.58	0.17	1.55	-	9.71	10.30	3.16	647
LT0015R	6.46	0.165	22.8	-	-	-	1.34	-	-	-	-	-
LV0010R	5.01	0.210	27.1	-	0.93	0.38	0.98	-	-	3.74	-	-
LV0016R	3.96	0.179	16.0	-	0.97	0.49	1.00	-	-	11.77	-	-
NL0009R	5.72	0.141	20.9	-	1.68	0.46	-	-	-	-	-	-
NO0001R	1.99	0.088	15.1	1.90	2.18	0.52	3.45	0.08	1.07	-	1.44	-
NO0042G	1.04	0.118	3.2	1.58	0.13	0.11	0.92	0.03	0.13	0.40	0.13	-
PL0005R	7.68	0.328	21.4	0.90	1.40	0.66	1.79	-	1.05	-	-	-
SE0014R	4.99	0.145	-	1.68	2.30	0.61	-	-	-	-	-	-
SI0008R	10.53	0.293	-	-	2.66	0.57	-	-	-	-	-	-
SK0002R	2.43	0.061	4.3	-	0.59	0.25	0.67	-	1.35	1.47	-	-
SK0004R	8.12	0.249	12.8	-	0.52	0.70	2.08	-	1.08	4.77	-	-
SK0005R	13.70	0.431	26.5	-	0.69	1.56	2.51	-	1.00	18.67	-	-
SK0006R	12.45	0.441	14.4	-	0.75	0.72	1.75	-	1.11	4.11	-	-
SK0007R	14.45	0.332	19.4	-	1.03	0.96	3.44	-	1.42	6.61	-	-

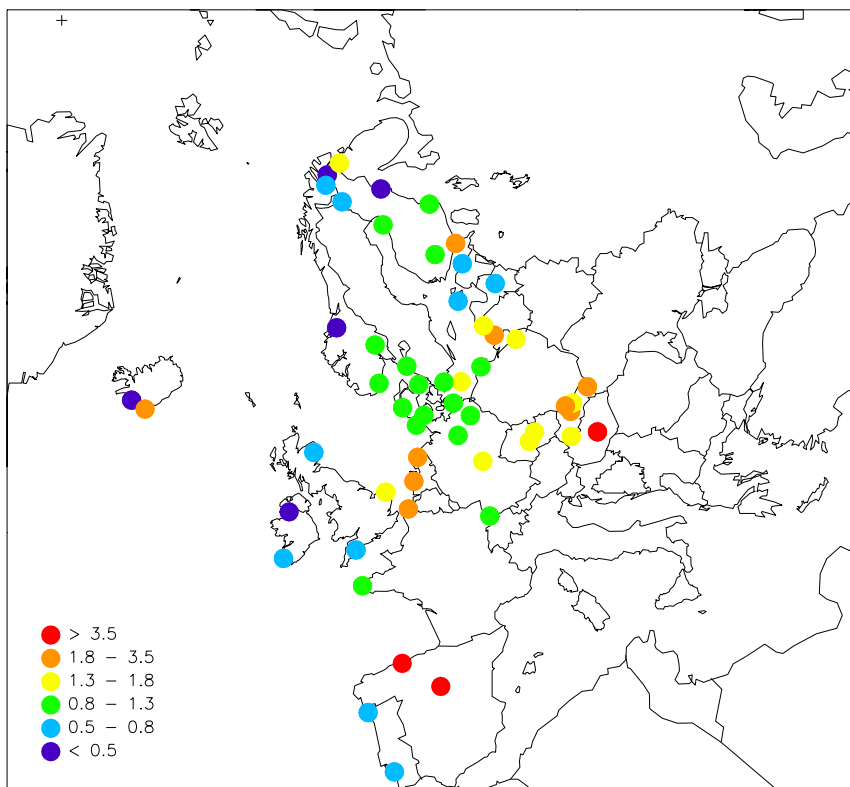


Figure 4: Lead in precipitation, 2005 ($\mu\text{g/l}$).

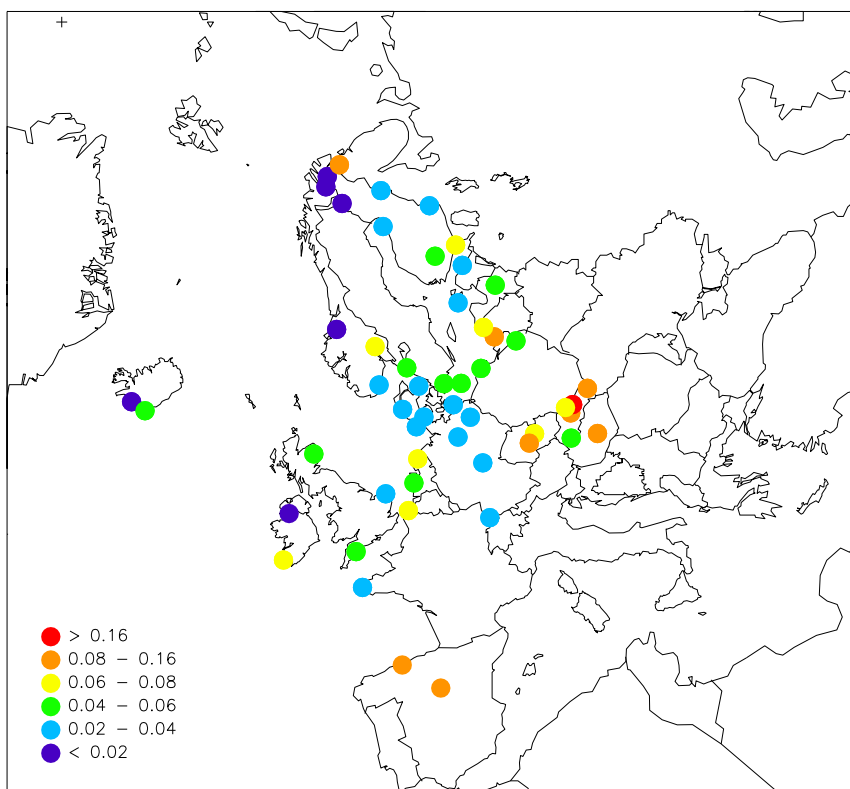


Figure 5: Cadmium in precipitation, 2005 ($\mu\text{g/l}$).

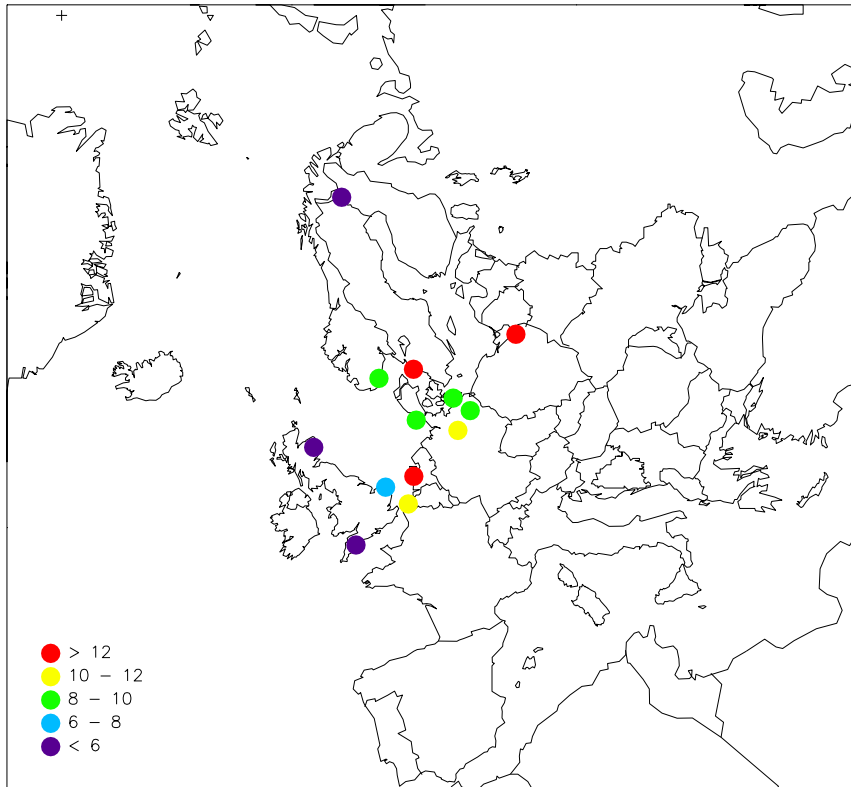


Figure 6: Mercury in precipitation, 2005 (ng/l).

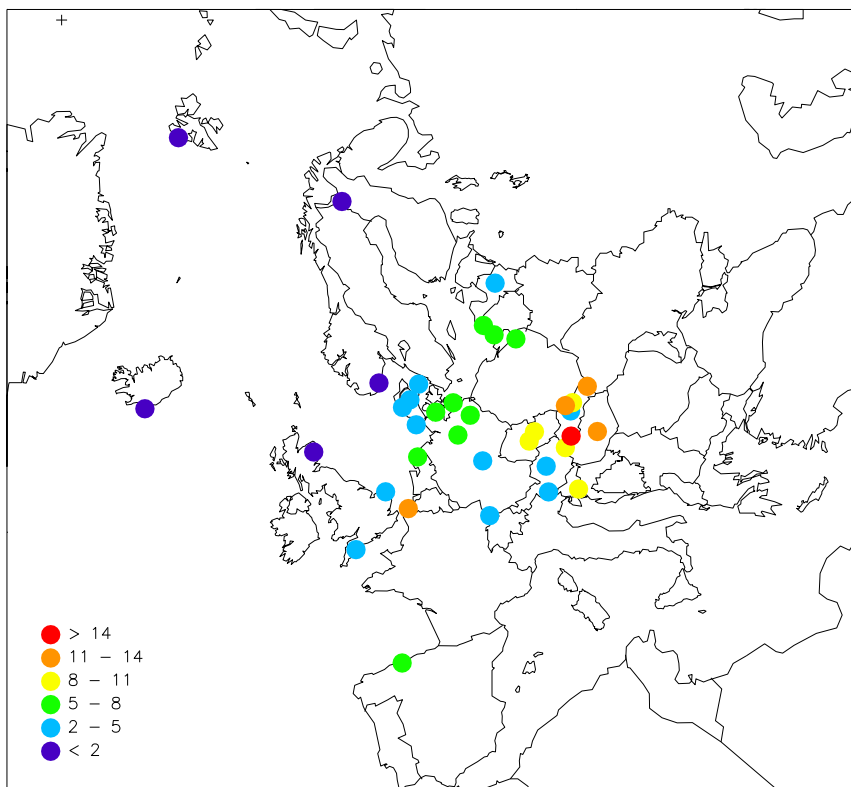


Figure 7: Lead in aerosols, 2005 (ng/m³).

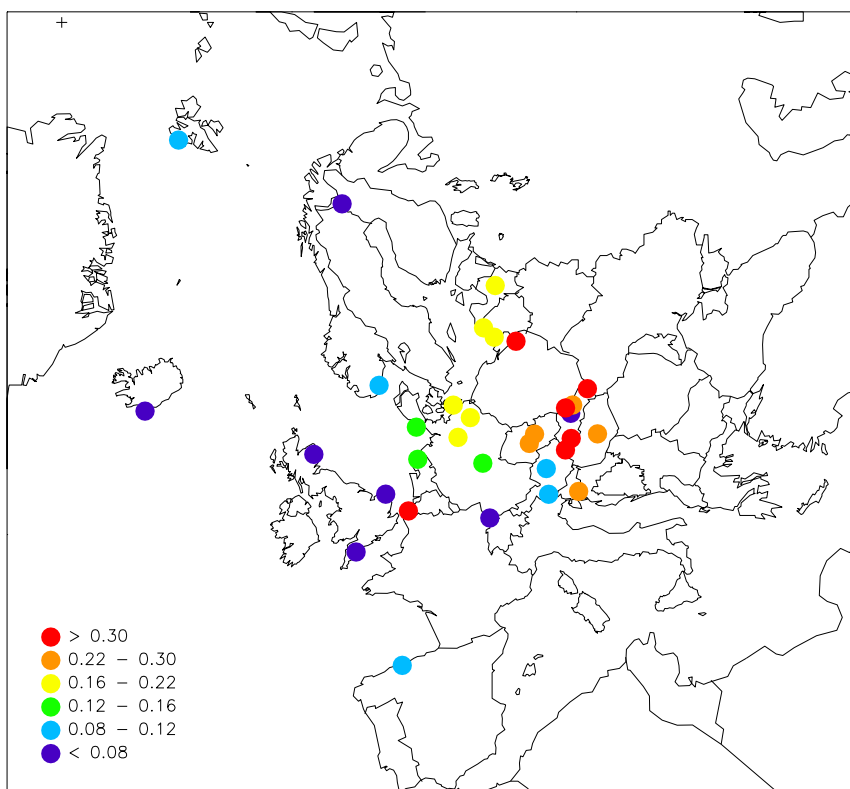


Figure 8: Cadmium in aerosols, 2005 (ng/m^3).

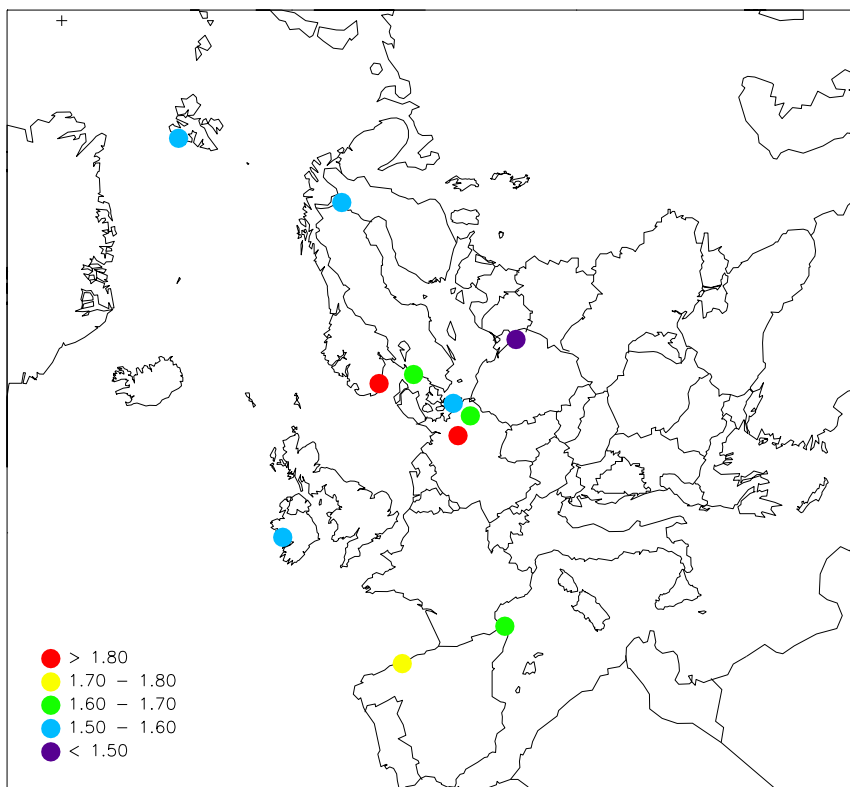


Figure 9: Mercury in air, 2004 (ng/m^3).

3.2 Concentrations of POPs

It is generally difficult to give full credit to the information content in the POP data. Different sampling and analysis techniques make it difficult to compare data, especially for precipitation. For example, SE02, SE12 and FI96 have a precipitation sampler with 1 m² collection area and these results are given as deposition rates, ng/m² day. The rationale is that this includes both wet deposition and some dry deposition on the exposed collector surface. To compare the spatial pattern in Europe, air concentrations are used. High detection limit can also be a problem. Much of the data from Belgium are mainly below the detection limits and here one can only say something about the upper concentration limits. See annex 3 and 4 for details.

In Figure 10–Figure 21 it is shown maps with annual averaged air concentrations of some of the main PAH, PCBs and pesticides. In general the concentrations decrease from south to north, except for α -HCH where the highest concentration is seen in Svalbard. The concentration in the Czech Republic is much higher than those observed in the Nordic countries for all the different POPs. For PCB it is explained by the high historical usage of in central Europe (Breivik et al., 2002). It is also known that former Czechoslovakia were among the European countries where PCBs were produced in significant amounts until 1984 (Taniyasu et al., 2003). Large differences in atmospheric PCB levels across Europe were also noted by Jaward et al. (2004). They carried out a campaign during the summer of 2002, deploying 71 passive air samplers throughout Europe, and found that the atmospheric levels of PCBs were found to vary by as much as two orders of magnitude. Elevated levels were found in urban areas, suggesting that densely populated regions tend to be key contemporary source regions of PCBs to the atmosphere.

The presence of α -HCH in environments far away from the sources is mainly due to long-range atmospheric transport. The relatively high concentrations of α -HCH measured at higher latitudes have also been observed in seawater. Preferential deposition and accumulation in polar latitudes of α -HCH are expected according to the hypothesis of global fractionation and cold condensation (Wania and Mackay, 1996). Iceland is influenced by westerly air masses, which explain the lower concentrations seen at IS0091.

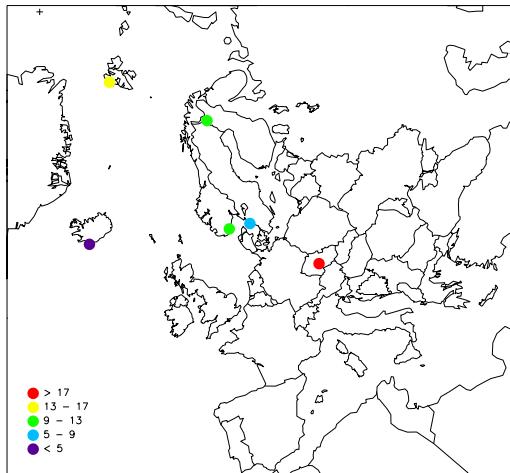


Figure 10: α -HCH in air, 2005 (pg/m^3).

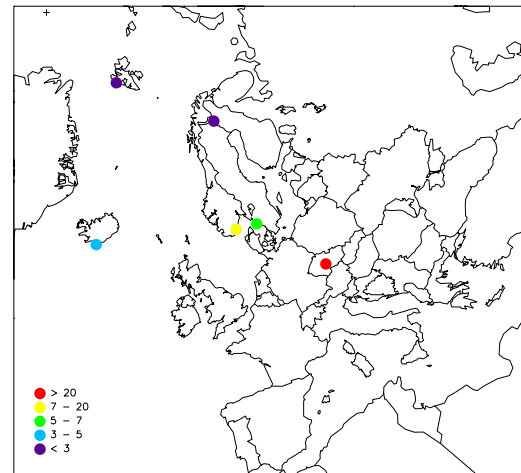


Figure 11: γ -HCH in air, 2005 (pg/m^3).

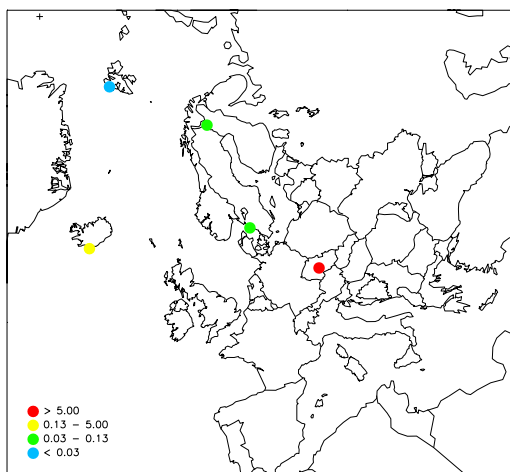


Figure 12: pp-DDD in air, 2005 (pg/m^3).

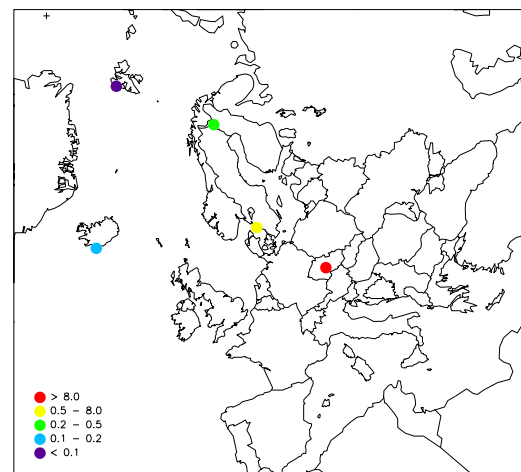


Figure 13: pp-DDT in air, 2005 (pg/m^3).

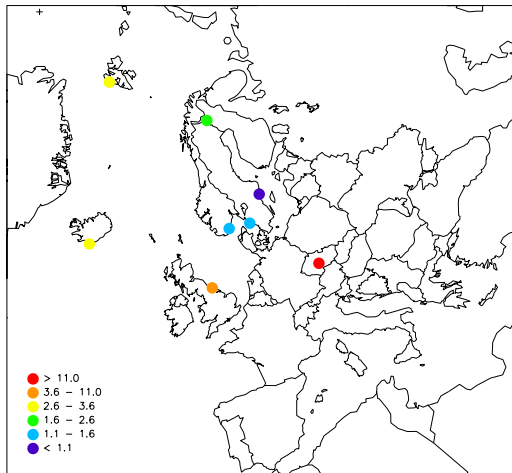


Figure 14: PCB-28 in air, 2005 (pg/m^3).

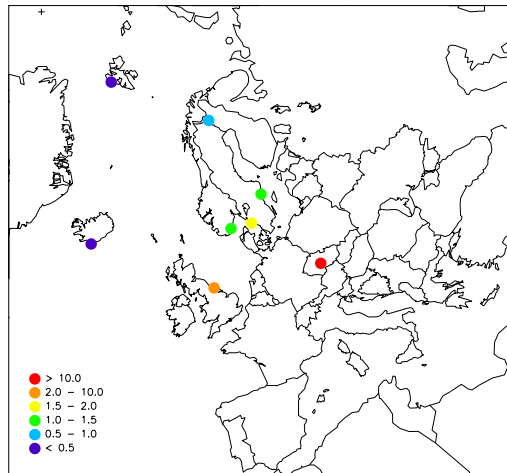


Figure 15: PCB-101 in air, 2005 (pg/m^3).

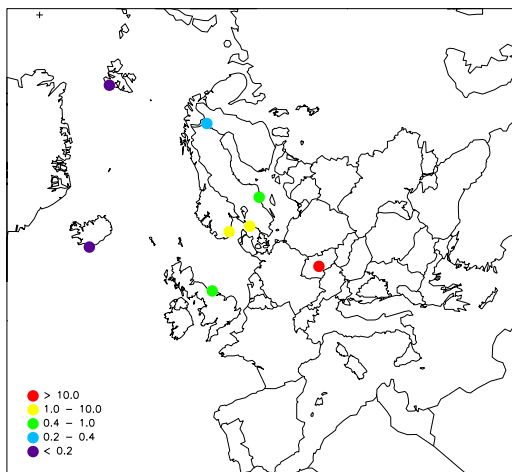


Figure 16: PCB-153 in air, 2005 (pg/m^3).

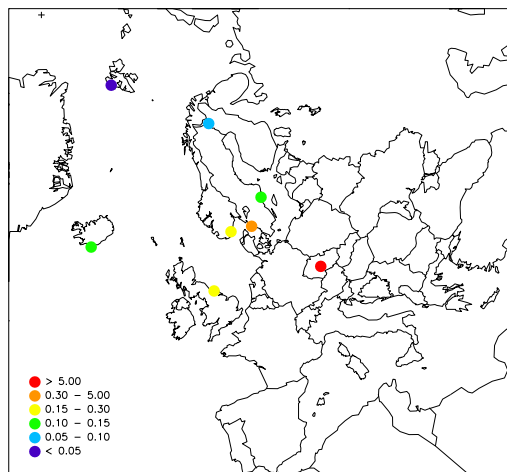


Figure 17: PCB-180 in air, 2005 (pg/m^3).

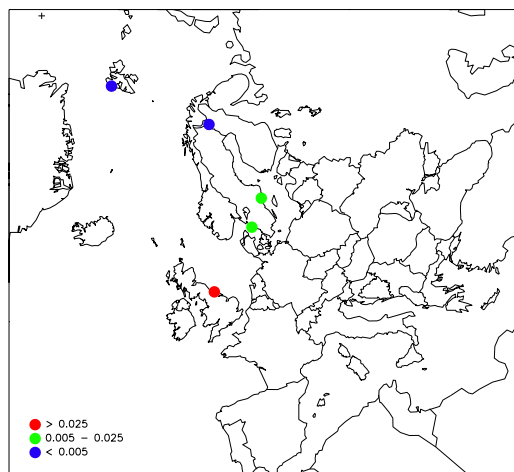


Figure 18: Anthracene in air, 2005 (pg/m^3).

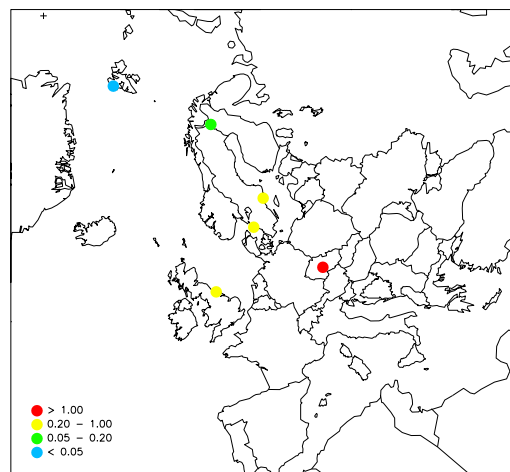


Figure 19: Fluoranthene in air, 2005 (pg/m^3).

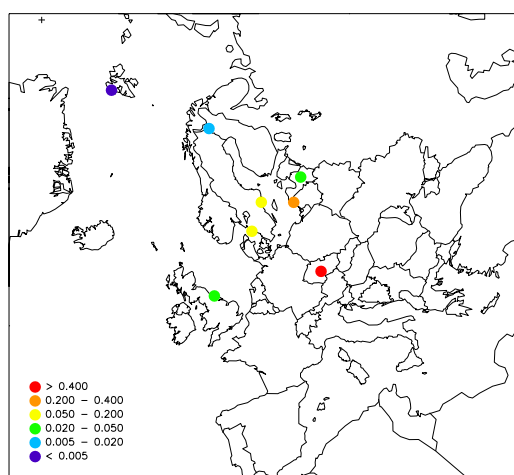


Figure 20: Benzo-a-pyrene (BaP) in air, 2005 (ng/m^3).

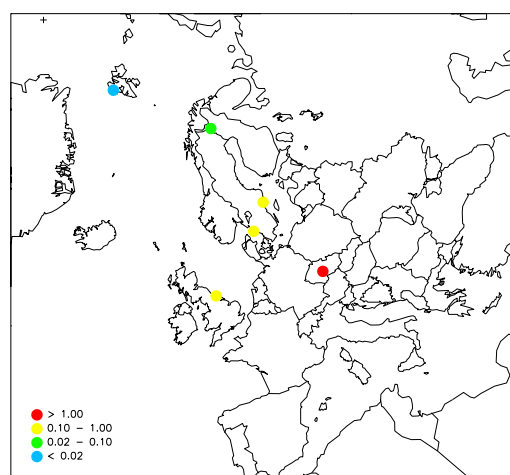


Figure 21: Pyrene in air, 2005 (ng/m^3).

3.3 Annual summaries

Annual summaries of heavy metals in precipitation and air are given in Annex 1 and Annex 2, respectively. Annual summaries for POP data are seen in Annex 3 and Annex 4. The precipitation component summaries contain:

- the precipitation weighted arithmetic mean value,
- the minimum and maximum concentrations,
- the number of data below the detection limit,
- the number of samples for a specified component

The wet depositions have been obtained by multiplying the weighted mean concentration by the total amount of precipitation in the period. The concentrations for days with missing precipitation data have consequently been assumed to be equal to the weighted average of the period.

For air components the arithmetic mean and the geometric mean have been computed together with their standard deviations. The definitions are given on the next three pages. The geometric standard deviation is a dimensionless factor. As a measure of the completeness of the dataset, the number of samples analysed in the period has been printed.

In the computations of mean values and other statistics, the concentrations below the detection limit have been set equal to one half of the actual limit. An overview of the statistics and definitions is given below.

W.mean \hat{c} is the precipitation weighted arithmetic mean concentration used for precipitation components:

$$\hat{c} = \frac{I}{\sum_i p_i} \cdot \sum_i c_i \cdot p_i$$

where p_i is precipitation amount day i with the measured concentration c_i of a specific component.

Dep is the wet deposition of a specific precipitation component. The deposition is the product of the total precipitation amount measured and the weighted arithmetic mean of a component measured at a site.

Arit mean \bar{c}_a is the arithmetic mean value used for air components only, and N is number of days with data:

$$\bar{c}_a = \frac{I}{N} \sum_i c_i$$

Arit sd sd_a is the arithmetic standard deviation from the arithmetic mean value. It is computed for air components only:

$$sd_a = \left(\frac{\sum_i (c_i - \bar{c}_a)^2}{N - 1} \right)^{\frac{1}{2}}$$

Geom mean \bar{c}_g is the geometric mean value used for air components only, and it is computed from the arithmetic mean of $\ln c$:

$$\overline{\ln c} = \frac{1}{N} \cdot \sum_i \ln c_i$$

$$\bar{c}_g = \exp(\overline{\ln c})$$

Geom sd sd_g is the geometric standard deviation from the geometric mean value. It is computed for air components only, and it is based on the standard deviation of $\ln c$:

$$sd_g = \exp \left(\frac{sd_{\ln c}}{\sqrt{2}} \right)$$

Min is the minimum value reported for a specific component, and it is printed both for precipitation and air components. Some countries report negative values and even though these are not “real” values, it is statistically correct to include these.

5%, 50%, 95% is the 5, 50 and 95 percentile, defined as above and computed for air data only.

Max is the maximum value reported for a specific component, and it is given for precipitation and air components.

Num bel is the number of data below the detection limit (not used for precipitation amount).

Num samples is the number of samples for a specific component.

The units used for the results in this report are given in Table 7.

Table 7: Units used for the measured components.

Components	Units for W. mean, Min Max	Units for depositions
Amount precipitation	mm	mm
Heavy metals in precipitation	µg/l	µg/m ²
Mercury in precipitation	ng/l	ng/m ²
Heavy metals in air	ng/m ³	
Mercury in air	ng/m ³	
POPs in precipitation	ng/l	ng/m ²
PAHs in air	ng/m ³	
Pesticides, HCB and PCBs in air	pg/m ³	

3.4 Monthly summaries

Monthly averages of heavy metals are given in Annexes 5-8. The monthly mean values of precipitation data are precipitation weighted arithmetic averages. Average air concentrations are arithmetic averages of the reported values.

Data, which do not have monthly resolution, but have parts of the sample in one month and parts in the following, have estimated monthly means. The precipitation data have been treated like this: If e.g. a weekly sample has 5 days in one month and 2 days in the next, 5/7 parts of the precipitation will be assigned to the first month and 2/7 parts to the next month, while the concentrations are

assumed to be equal. The precipitation weighted monthly averages are then calculated as the estimated monthly deposition divided by the monthly precipitation amount.

For air samples starting and ending in different months weighted averages are calculated in a similar way. All values are multiplied with the number of days within a given month. The average is obtained by dividing the sum of these values with the number of days with measurements in that month.

3.5 Update

The data compiled in this report represent the best data available at present. If any further errors are detected, the data will be corrected in the database.

It is important that the users make certain that they have access to the most recent version of the database. For the data presented here the latest alteration is 1 June 2007. Scientific use of the EMEP data should be based on fresh copies of the data. Copies can be requested from the CCC (e-mail: wenche.aas@nilu.no or annehj@nilu.no). The newest updates will be downloadable from EMEP's homepage as well, <http://www.nilu.no/projects/ccc/emepdata.html>. Information about the EMEP measurement network can be found at CCC's internet pages at <http://www.nilu.no/projects/ccc/index.html>.

4. Conclusions and recommendations

The lowest concentrations of Pb and Cd are generally observed in northern Scandinavia, Greenland, Iceland, and the westernmost part of Europe. Increasing gradients can be seen south and eastward.

There is a general need for more measurement sites with high quality data. Few stations in central parts of Europe, the Mediterranean region and the most eastern part of Europe have reported data for heavy metals in precipitation. The site density is also low for heavy metals in air in Scandinavia, the Mediterranean region and Eastern Europe. Data for POPs have been reported only from countries around the North and Baltic Seas, in the Arctic and from the Czech Republic.

It is important that all the countries deliver data on schedule every year so they can be included in the data report. Data delivered after the deadline will be included in the database only, which reduce the availability of the data. CCC will still appreciate receiving old data for the database. These data will be quality checked and transferred to the database in the same way as newer data. It is important that the participants give information on sampling, analytical methods and quality control.

5. Acknowledgements

A large number of anonymous co-workers in participating countries have been involved in this work. A list of participating institutes, which have provided data for 2005, can be seen below. The staff at CCC wishes to express their gratitude and appreciation for continued good co-operation and efforts. The email address to the data reporter/contact persons can be accessed by contacting CCC.

Country	Institute	Data reporter
Austria	Umweltbundesamt, Wien	Marina Fröhlich
Belgium	Flemish Environmental Agency	Jasmine Dumollin
Czech Republic	Czech Hydrometeorological Institute	Jaroslav Pekarek
Denmark	National Environmental Research Institute	Kåre Kemp
Estonia	Estonian Environmental Research Centre	Naima Kabral
Finland	Finnish Meteorological Institute	Sirkka Leppanen
Germany	Umweltbundesamt, Berlin	Elke Bieber
Iceland	The Icelandic Meteorological Office	Johanna Thorlacius
Ireland	Environmental Protection Agency (EPA)	Ciaran O'Donnell
Latvia	Latvian Hydrometeorological Agency	Iraida Lyulko
Lithuania	Institute of Physics	Darius Valiulis
Netherlands	National Institute for Public Health and Environmental Protection (RIVM)	Arien Stolk
Norway	Norwegian Institute for Air Research (NILU)	Marit Vadset/Stein Manø
Poland	Institute of Meteorology and Water Management PL05: Institute of Environmental Protection	Gabriela Przybylska Anna Degorska
Portugal	Meteorological Institute, Ministerio da Ciencia, Tecnologia e Ensino Superier	Amelia Lopes
Slovakia	Slovakian Hydrometereological Institute	Marta Mitosinkova
Slovenia	Environmental Agency of the Republic of Slovenia	Tanja Bolte
Spain	Dirección General de Calidad y Evaluación Ambiental	Gonzalez Ortiz, Alberto
Sweden	Swedish Water and Air Pollution Research Institute (IVL)	Karin Sjöberg
United Kingdom	AEA Technology and CEH	Peter Coleman and Alan Mc Donald

6. References

- Aas, W. and Breivik, K. (2006) Heavy metals and POP measurements, 2004. Kjeller, Norwegian Institute for Air Research (EMEP/CCC-Report 7/2006).
- Aas, W. and Breivik, K. (2005) Heavy metals and POP measurements, 2003. Kjeller, Norwegian Institute for Air Research (EMEP/CCC-Report 9/2005).
- Aas, W. and Breivik, K. (2004) Heavy metals and POP measurements, 2002. Kjeller, Norwegian Institute for Air Research (EMEP/CCC-Report 7/2004).
- Aas, W. and Hjellbrekke, A.-G. (2003) Heavy metals and POP measurements, 2001. Kjeller, Norwegian Institute for Air Research (EMEP/CCC-Report 1/2003).
- Berg, T. and Hjellbrekke, A.-G. (1998) Heavy metals and POPs within the ECE region. Supplementary data for 1989-1996. Kjeller, Norwegian Institute for Air Research (EMEP/CCC-Report 7/98).

- Berg, T. and Hjellbrekke, A.-G. (1999) Heavy metals and POPs within the ECE region 1997. Kjeller, Norwegian Institute for Air Research (EMEP/CCC-Report 7/99).
- Berg, T., Hjellbrekke, A.-G. and Larsen, R. (2000) Heavy metals and POPs in Europe 1998. Kjeller, Norwegian Institute for Air Research (EMEP/CCC-Report 2/2000).
- Berg, T., Hjellbrekke, A.-G. and Larsen, R. (2001) Heavy metals and POPs within the ECE region 1999. Kjeller, Norwegian Institute for Air Research (EMEP/CCC-Report 9/2001).
- Berg, T., Hjellbrekke, A.-G. and Larsen, R. (2002) Heavy metals and POPs within the ECE region 2000. Kjeller, Norwegian Institute for Air Research (EMEP/CCC-Report 9/2002).
- Berg, T., Hjellbrekke, A.-G. and Ritter, N. (1997) Heavy metals and POPs within the ECE region. Additional data. Kjeller, Norwegian Institute for Air Research (EMEP/CCC-Report 9/97).
- Berg, T., Hjellbrekke, A.-G. and Skjelmoen, J.E. (1996) Heavy metals and POPs within the ECE region. Kjeller, Norwegian Institute for Air Research (EMEP/CCC-Report 8/96).
- Breivik, K., Sweetman, A., Pacyna, J.M. and Jones, K.C. (2002) Towards a global historical emission inventory for selected PCB congeners – a mass balance approach. 1. Global production and consumption. *Sci. Total Environ.*, 290, 181-198.
- EMEP/CCC (1996) Manual for sampling and chemical analysis. Kjeller (EMEP/CCC-Report 1/1995, revision 1/2001).
URL: <http://www.nilu.no/projects/ccc/manual/index.html>
- Jaward, F.M., Farrar, N.J., Harner, T., Sweetman, A.J. and Jones, K.C. (2004) Passive air sampling of PCBs, PBDEs, and organochlorine pesticides across Europe. *Environ. Sci. Technol.*, 38, 34-41.
- Taniyasu, S., Kannan, K., Holoubek, I., Ansorgova, A., Horii, Y., Hanari, N., Yamashita, N. and Aldous, K.M. (2003) Isomer-specific analysis of chlorinated biphenyls, naphthalenes and dibenzofurans in Delor: polychlorinated biphenyl preparations from the former Czechoslovakia. *Environ. Poll.*, 126, 169-178.
- Uggerud, H.T. and Hjellbrekke, A.-G. (2005) Analytical intercomparison of heavy metals in precipitation 2003 and 2004. Kjeller, Norwegian Institute for Air Research (EMEP/CCC-Report 7/2005).
- Wania, F. and Mackay, D. (1996) Trading the distribution of persistent organic pollutants. *Environ. Sci. Technol.*, 30, 390A-396A.

Annex 1

Annual statistics for heavy metals in precipitation

BE0014R

January 2005 - December 2005

Component	W. mean	Min	Max	Dep	% anal	Num bel	Num sampl
As	0.27	0.26	0.27	306.0	99.8	43	41
Cd	0.06	0.03	0.34	73.4	99.8	17	41
Cr	0.33	0.26	1.22	377.5	99.8	36	41
Cu	2.97	0.53	9.80	3428.8	99.8	3	41
Hg	0.01	0.00	0.02	10.9	99.3	0	35
Ni	0.48	0.26	2.43	550.6	99.8	17	41
Pb	1.90	0.27	8.40	2194.9	99.8	4	41
Precip	-	0.7	116.4	1156.2	99.2	0	43
Zn	8.77	5.24	38.08	10137.2	99.8	24	41

CZ0001R Svatouch Czech Republic

January 2005 - December 2005

Component	W. mean	Min	Max	Dep	% anal	Num bel	Num sampl
Cd	0.08	0.02	0.81	64.2	99.9	0	46
Mn	3.48	0.20	48.20	2797.5	99.9	2	46
Ni	1.52	0.30	8.50	1223.1	96.0	16	43
Pb	1.73	0.25	7.13	1387.8	99.9	6	46
Precip	-	0.0	86.3	802.7	100.0	3	53

CZ0003R Kosetice Czech Republic

January 2005 - December 2005

Component	W. mean	Min	Max	Dep	% anal	Num bel	Num sampl
Cd	0.14	0.01	1.09	97.6	99.5	2	45
Mn	5.00	0.50	60.50	3396.2	99.5	0	45
Ni	1.49	0.30	11.80	1011.6	93.4	10	38
Pb	1.76	0.25	12.16	1195.2	99.5	6	45
Precip	-	0.0	65.6	679.9	100.0	6	53

DE0001R Westerland Germany

January 2005 - December 2005

Component	W. mean	Min	Max	Dep	% anal	Num bel	Num sampl
As	0.12	0.04	0.51	70.9	96.5	0	40
Cd	0.03	0.00	0.12	15.9	96.5	0	40
Co	0.02	0.01	0.11	13.9	96.5	0	40
Cr	0.16	0.09	0.47	91.1	96.5	0	40
Cu	1.08	0.34	3.45	624.0	95.6	0	39
Fe	22.15	5.20	118.10	12824.3	96.5	0	40
Hg	9.06	1.70	25.30	5033.0	99.5	0	42
Mn	1.55	0.39	8.73	897.3	96.5	0	40
Ni	0.35	0.07	1.21	202.2	96.5	0	40
Pb	0.94	0.21	3.12	543.5	96.5	0	40
Precip	-	0.3	34.6	578.9	100.0	5	53
V	0.64	0.28	2.90	368.4	96.5	0	40
Zn	7.55	2.20	24.10	4369.4	96.5	0	40

DE0002R Langenbrugge Germany

January 2005 - December 2005

Component	W. mean	Min	Max	Dep	% anal	Num bel	Num sampl
As	0.10	0.03	0.63	50.6	98.4	0	43
Cd	0.03	0.01	0.29	16.8	98.4	0	43
Co	0.02	0.01	0.18	11.5	98.4	0	43
Cr	0.14	0.06	0.80	76.2	98.4	0	43
Cu	1.10	0.28	6.16	579.1	98.4	0	43
Fe	19.96	4.30	172.50	10533.0	98.4	0	43
Hg	11.50	2.20	81.20	5980.1	99.8	0	47
Mn	1.82	0.35	18.73	960.2	98.4	0	43
Ni	0.32	0.13	1.44	169.9	98.4	0	43
Pb	0.94	0.14	6.71	497.4	98.4	0	43
Precip	-	0.1	47.3	527.7	100.0	5	53
V	0.47	0.17	2.23	249.8	98.4	0	43
Zn	7.55	3.40	33.00	3986.4	98.4	0	43

DE0003R Schauinsland Germany

January 2005 - December 2005

Component	W. mean	Min	Max	Dep	% anal	Num bel	Num sampl
As	0.07	0.01	0.38	106.2	99.9	0	47
Cd	0.02	0.01	0.13	32.8	99.9	0	47
Co	0.02	0.00	0.21	33.8	99.9	0	47
Cr	0.12	0.04	1.29	179.8	99.9	0	47
Fe	20.90	1.80	180.40	29996.7	99.9	0	47
Mn	1.34	0.08	13.12	1928.6	99.9	0	47
Ni	0.35	0.07	1.02	509.9	99.9	0	47
Pb	0.84	0.11	5.63	1205.9	99.9	0	47
Precip	-	0.2	100.3	1435.0	100.0	4	53
V	0.30	0.06	1.65	428.9	99.9	0	47
Zn	5.52	0.80	24.40	7926.6	99.9	0	47

DE0007R Neuglobsow Germany

January 2005 - December 2005

Component	W. mean	Min	Max	Dep	% anal	Num bel	Num sampl
As	0.09	0.02	0.43	52.4	98.1	0	43
Cd	0.03	0.00	0.14	17.2	98.1	0	43
Co	0.02	0.01	0.08	10.3	98.1	0	43
Cr	0.10	0.04	0.35	56.2	98.1	0	43
Cu	1.03	0.31	5.30	581.2	98.1	0	43
Fe	12.16	3.30	71.80	6880.0	98.1	0	43
Hg	9.21	2.60	40.50	5211.6	98.2	0	44
Mn	2.03	0.44	9.23	1147.1	98.1	0	43
Ni	0.34	0.17	1.37	190.8	98.1	0	43
Pb	0.82	0.09	3.11	463.6	98.1	0	43
Precip	-	0.2	61.6	565.6	100.0	8	53
V	0.35	0.11	1.84	196.4	98.1	0	43
Zn	6.86	2.40	27.10	3881.5	98.1	0	43

DE0008R		Schmucke		Germany			
January 2005 - December 2005							
Component	W. mean	Min	Max	Dep	% anal	Num bel	Num sampl
As	0.11	0.03	0.84	123.5	99.6	0	48
Cd	0.04	0.01	0.49	43.3	99.6	0	48
Co	0.02	0.00	0.20	22.7	99.6	0	48
Cr	0.10	0.01	0.85	113.8	99.6	0	48
Cu	1.25	0.48	6.72	1354.2	99.6	0	48
Fe	19.28	5.50	168.80	20800.3	99.6	0	48
Mn	1.63	0.46	14.78	1757.9	99.6	0	48
Ni	0.27	0.14	1.28	292.5	99.6	0	48
Pb	1.30	0.26	7.70	1404.5	99.6	0	48
Precip	-	0.2	107.3	1079.1	100.0	1	53
V	0.38	0.12	1.92	405.8	99.6	0	48
Zn	9.00	3.80	40.80	9714.1	99.6	0	48

DE0009R		Zingst		Germany			
January 2005 - December 2005							
Component	W. mean	Min	Max	Dep	% anal	Num bel	Num sampl
As	0.09	0.03	0.31	46.0	99.6	0	39
Cd	0.03	0.01	0.17	16.4	99.6	0	39
Co	0.02	0.00	0.13	10.2	99.6	0	39
Cr	0.12	0.06	0.69	58.1	99.6	0	39
Cu	2.47	0.29	19.93	1215.5	99.6	0	39
Fe	22.12	5.50	170.00	10879.4	99.6	0	39
Hg	9.50	2.50	33.50	4695.4	99.3	0	40
Mn	2.39	0.50	14.47	1174.3	99.6	0	39
Ni	0.41	0.17	1.05	200.6	99.6	0	39
Pb	0.87	0.21	3.88	426.7	99.6	0	39
Precip	-	0.5	29.1	494.3	100.0	10	53
V	0.61	0.23	1.32	298.1	99.6	0	39
Zn	7.46	2.90	37.00	3667.9	99.6	0	39

DK0008R		Anholt		Denmark			
January 2005 - December 2005							
Component	W. mean	Min	Max	Dep	% anal	Num bel	Num sampl
As	0.19	0.10	0.42	100.1	100.0	0	12
Cd	0.03	0.02	0.07	17.8	100.0	0	12
Cr	0.18	0.09	0.56	95.9	100.0	0	12
Cu	1.38	0.54	2.98	721.0	100.0	0	12
Ni	0.32	0.19	0.64	169.0	100.0	0	12
Pb	1.01	0.48	2.43	528.2	100.0	0	12
Precip	-	13.1	97.3	522.2	99.7	0	12
Zn	12.52	5.88	39.88	6540.1	93.8	0	11

DK0020R		Pedersker, Bornholm		Denmark			
January 2005 - December 2005							
Component	W. mean	Min	Max	Dep	% anal	Num bel	Num sampl
As	0.15	0.07	0.68	62.9	100.0	0	12
Cd	0.05	0.02	0.20	21.9	100.0	0	12
Cr	0.17	0.09	1.08	68.8	100.0	0	12
Cu	1.45	0.70	3.28	591.2	100.0	0	12
Ni	0.38	0.22	0.97	153.4	100.0	0	12
Pb	1.62	0.60	4.47	660.4	100.0	0	12
Precip	-	5.9	78.6	408.5	91.3	0	12
Zn	16.09	8.81	29.24	6571.4	100.0	0	12

DK0022R Sepstrup Sande Denmark

January 2005 - December 2005

Component	W. mean	Min	Max	Dep	% anal	Num bel	Num sampl
As	0.12	0.05	0.24	87.1	100.0	0	12
Cd	0.03	0.01	0.06	20.7	100.0	0	12
Cr	0.12	0.06	0.23	89.6	100.0	0	12
Cu	0.89	0.46	1.79	651.6	100.0	0	12
Ni	0.28	0.15	0.46	203.2	100.0	0	12
Pb	1.20	0.47	2.04	881.6	100.0	0	12
Precip	-	28.8	99.9	734.1	99.7	0	12
Zn	6.96	4.04	11.19	5107.1	100.0	0	12

DK0031R Ulborg Denmark

January 2005 - December 2005

Component	W. mean	Min	Max	Dep	% anal	Num bel	Num sampl
As	0.09	0.04	0.25	61.4	100.0	0	12
Cd	0.03	0.02	0.05	18.3	100.0	0	12
Cr	0.11	0.04	0.24	77.7	100.0	0	12
Cu	0.95	0.28	3.18	646.6	100.0	0	12
Ni	0.28	0.13	0.53	194.2	100.0	0	12
Pb	0.85	0.39	1.69	577.5	100.0	0	12
Precip	-	31.4	91.6	681.8	99.7	0	12
Zn	8.78	3.27	19.51	5985.6	100.0	0	12

EE0009R Lahemaa Estonia

January 2005 - December 2005

Component	W. mean	Min	Max	Dep	% anal	Num bel	Num sampl
As	0.83	0.01	2.44	437.3	100.0	1	12
Cd	0.04	0.01	0.22	19.1	100.0	4	12
Cu	6.23	1.71	36.37	3295.0	100.0	0	12
Pb	0.63	0.50	3.41	332.5	100.0	9	12
Precip	-	5.0	89.0	528.7	99.9	2	12
Zn	5.45	5.00	10.42	2881.0	100.0	10	12

EE0011R Vilsandi Estonia

January 2005 - December 2005

Component	W. mean	Min	Max	Dep	% anal	Num bel	Num sampl
As	1.08	0.50	1.30	610.7	13.7	1	2
Cd	0.04	0.01	0.10	19.8	100.0	4	12
Cu	4.30	1.90	15.30	2442.2	100.0	0	12
Pb	0.56	0.50	3.40	316.2	100.0	10	12
Precip	-	2.7	124.5	567.8	99.9	0	12
Zn	9.60	5.00	38.00	5449.8	100.0	7	12

ES0008R		Niembro		Spain			
January 2005 - December 2005							
Component	W. mean	Min	Max	Dep	% anal	Num bel	Num sampl
As	0.30	0.06	6.02	337.4	100.0	7	42
Cd	0.12	0.03	0.50	132.2	100.0	28	42
Cr	45.95	3.68	1089.27	52031.6	100.0	0	42
Cu	21.47	4.58	101.91	24307.4	100.0	0	42
Ni	37.58	1.85	419.46	42550.2	100.0	2	42
Pb	7.11	0.49	31.90	8052.7	100.0	11	42
Precip	-	0.5	101.4	1132.3	100.0	0	42
Zn	64.97	14.31	314.72	73571.3	100.0	0	42

ES0009R		Campisabalos		Spain			
January 2005 - December 2005							
Component	W. mean	Min	Max	Dep	% anal	Num bel	Num sampl
As	0.58	0.05	4.32	142.3	100.0	21	27
Cd	0.12	0.01	0.46	28.6	100.0	22	27
Cr	18.84	4.07	287.29	4621.7	100.0	0	27
Cu	18.12	1.78	61.93	4445.1	100.0	0	27
Ni	5.18	1.24	54.84	1270.3	100.0	10	27
Pb	3.99	0.34	25.94	978.5	100.0	11	27
Precip	-	0.3	38.8	245.3	95.5	0	27
Zn	59.40	10.41	179.40	14571.4	100.0	0	27

FI0008R		Kevo		Finland			
January 2005 - December 2005							
Component	W. mean	Min	Max	Dep	% anal	Num bel	Num sampl
Al	3.94	1.00	8.58	1607.1	100.0	0	12
As	0.07	0.02	0.14	27.6	100.0	0	12
Cd	0.02	0.01	0.03	7.2	100.0	0	12
Co	0.01	0.00	0.04	6.0	100.0	0	12
Cr	0.14	0.01	0.51	59.3	100.0	3	12
Cu	1.40	0.67	4.66	571.9	100.0	0	12
Fe	11.80	0.75	32.76	4812.5	100.0	1	12
Mn	0.55	0.19	0.83	222.9	100.0	0	12
Ni	0.49	0.09	1.47	198.0	100.0	0	12
Pb	0.41	0.22	1.03	165.0	100.0	0	12
Precip	-	3.6	92.8	407.9	99.9	0	12
V	0.15	0.08	0.34	62.7	100.0	0	12
Zn	1.69	0.11	9.77	687.5	100.0	0	12

FI0017R		Virolahti II		Finland			
January 2005 - December 2005							
Component	W. mean	Min	Max	Dep	% anal	Num bel	Num sampl
Al	32.10	10.19	436.21	16491.8	100.0	0	11
As	0.19	0.04	2.79	95.5	100.0	0	11
Cd	0.08	0.02	1.17	41.0	100.0	0	11
Co	0.03	0.01	0.33	15.3	100.0	0	11
Cr	0.34	0.12	1.97	176.2	100.0	0	11
Cu	1.60	0.92	12.46	823.5	100.0	0	11
Fe	65.65	26.01	372.08	33725.4	100.0	0	11
Mn	3.86	1.45	22.61	1980.8	100.0	0	11
Ni	0.27	0.15	3.35	136.8	100.0	0	11
Pb	1.95	0.53	24.19	1002.9	100.0	0	11
Precip	-	0.0	81.4	513.7	99.9	1	12
V	0.61	0.25	9.02	315.9	100.0	0	11
Zn	6.48	3.30	71.06	3327.0	100.0	0	11

FI0022R Oulanka Finland

January 2005 - December 2005

Component	W. mean	Min	Max	Dep	% anal	Num bel	Num sampl
Al	4.79	0.92	22.55	2861.8	100.0	0	12
As	0.09	0.04	1.11	51.5	100.0	0	12
Cd	0.02	0.01	0.12	12.9	100.0	0	12
Co	0.01	0.00	0.05	5.2	100.0	0	12
Cr	0.14	0.01	1.32	84.9	100.0	1	12
Cu	1.01	0.46	4.96	604.3	100.0	0	12
Fe	16.27	4.00	38.64	9725.5	100.0	0	12
Mn	1.11	0.17	4.25	663.2	100.0	0	12
Ni	0.15	0.06	0.56	87.7	100.0	0	12
Pb	0.47	0.25	2.54	282.4	100.0	0	12
Precip	-	2.8	99.6	597.6	99.9	0	12
V	0.21	0.10	1.02	124.6	100.0	0	12
Zn	2.33	0.86	7.77	1394.7	100.0	0	12

FI0036R Matorova Finland

January 2005 - December 2005

Component	W. mean	Min	Max	Dep	% anal	Num bel	Num sampl
Al	4.24	0.55	10.65	2742.6	100.0	0	12
As	0.07	0.03	0.15	47.2	100.0	0	12
Cd	0.02	0.01	0.04	12.3	95.5	0	11
Co	0.01	0.00	0.02	6.1	100.0	0	12
Cr	0.11	0.01	0.36	69.5	100.0	2	12
Cu	1.00	0.41	10.04	650.5	100.0	0	12
Fe	13.16	2.11	33.04	8523.9	100.0	0	12
Mn	1.36	0.06	7.01	883.8	100.0	0	12
Ni	0.20	0.10	0.56	129.4	100.0	0	12
Pb	0.56	0.17	1.76	362.2	100.0	0	12
Precip	-	3.4	99.1	647.5	99.9	0	12
V	0.21	0.09	0.37	137.0	100.0	0	12
Zn	2.47	0.71	8.22	1596.9	100.0	0	12

FI0053R Hailuoto Finland

January 2005 - December 2005

Component	W. mean	Min	Max	Dep	% anal	Num bel	Num sampl
Al	12.31	4.19	146.76	5052.2	100.0	0	12
As	0.10	0.05	1.25	42.3	100.0	0	12
Cd	0.04	0.02	0.55	16.4	100.0	0	12
Co	0.04	0.01	0.92	16.6	100.0	0	12
Cr	0.29	0.01	1.40	118.7	100.0	1	12
Cu	1.32	0.78	22.80	541.2	100.0	0	12
Fe	34.07	15.50	303.11	13985.3	100.0	0	12
Mn	2.65	1.17	27.32	1089.6	100.0	0	12
Ni	0.26	0.12	9.24	107.7	100.0	0	12
Pb	0.96	0.41	5.82	395.3	100.0	0	12
Precip	-	0.5	66.4	410.5	99.9	0	12
V	0.59	0.32	7.98	240.9	100.0	0	12
Zn	4.62	2.25	74.51	1894.1	100.0	0	12

FI0092R		Hietajarvi		Finland			
January 2005 - December 2005							
Component	W. mean	Min	Max	Dep	% anal	Num bel	Num sampl
Al	8.41	1.57	18.30	4760.9	100.0	0	12
As	0.07	0.03	0.32	41.6	100.0	0	12
Cd	0.04	0.01	0.16	22.4	100.0	0	12
Co	0.01	0.00	0.02	6.9	100.0	0	12
Cr	0.12	0.01	0.36	67.1	100.0	2	12
Cu	1.03	0.54	2.92	583.1	100.0	0	12
Fe	15.97	4.67	53.04	9043.2	100.0	0	12
Mn	1.50	0.22	5.09	849.8	100.0	0	12
Ni	0.17	0.12	0.33	96.2	100.0	0	12
Pb	0.89	0.32	3.00	505.0	100.0	0	12
Precip	-	7.9	86.1	566.3	99.9	0	12
V	0.33	0.24	0.93	185.3	100.0	0	12
Zn	2.71	1.56	7.21	1532.1	100.0	0	12

FI0093R		Kotinen		Finland			
January 2005 - December 2005							
Component	W. mean	Min	Max	Dep	% anal	Num bel	Num sampl
Al	8.50	2.82	120.74	5268.9	100.0	0	12
As	0.09	0.03	0.51	53.7	100.0	0	12
Cd	0.04	0.01	0.20	26.9	100.0	0	12
Co	0.02	0.01	0.18	11.1	100.0	0	12
Cr	0.12	0.01	0.64	71.4	100.0	2	12
Cu	1.11	0.58	22.86	687.9	100.0	0	12
Fe	22.14	6.44	142.41	13722.4	100.0	0	12
Mn	2.50	0.58	17.74	1547.0	100.0	0	12
Ni	0.18	0.13	1.23	112.8	100.0	0	12
Pb	0.98	0.35	5.12	609.4	100.0	0	12
Precip	-	1.5	104.9	619.7	99.9	0	12
V	0.40	0.23	2.58	250.6	100.0	0	12
Zn	3.71	1.73	23.61	2299.2	100.0	0	12

FI0096G		Pallas		Finland			
January 2005 - December 2005							
Component	W. mean	Min	Max	Dep	% anal	Num bel	Num sampl
Hg	5.56	4.20	14.20	1861.3	100.0	0	9
Precip	-	3.4	101.6	334.6	72.6	0	9

FR0090R		Porspoder		France			
January 2005 - December 2005							
Component	W. mean	Min	Max	Dep	% anal	Num bel	Num sampl
As	0.16	0.09	0.26	141.0	100.0	0	12
Cd	0.03	0.01	0.13	23.1	100.0	0	12
Cr	0.15	0.05	0.65	138.1	100.0	0	12
Cu	0.74	0.18	2.20	663.5	100.0	0	12
Ni	0.39	0.22	0.64	354.1	100.0	0	12
Pb	0.85	0.18	3.05	764.0	100.0	0	12
Precip	-	34.0	152.0	899.0	99.9	0	12
Zn	2.02	0.85	2.95	1813.0	100.0	0	12

GB0006R Lough Navar United Kingdom

January 2005 - December 2005

Component	W. mean	Min	Max	Dep	% anal	Num bel	Num sampl
As	0.16	0.07	0.33	244.1	54.6	0	6
Cd	0.02	0.00	0.10	30.3	54.6	0	6
Cr	0.04	0.00	0.10	65.4	61.7	0	8
Ni	0.09	0.01	0.23	137.2	54.6	0	6
Pb	0.13	0.03	0.28	194.5	54.6	0	6
Precip	-	39.6	225.3	1485.2	99.6	0	13
Zn	1.14	0.50	2.02	1696.3	54.6	0	6

GB0013R Yarner Wood United Kingdom

January 2005 - December 2005

Component	W. mean	Min	Max	Dep	% anal	Num bel	Num sampl
As	0.54	0.03	99.90	548.4	94.3	0	47
Cd	0.04	0.00	0.20	46.1	93.9	0	38
Cr	0.09	0.02	0.57	93.1	93.9	0	38
Cu	0.48	0.10	4.38	492.4	93.9	0	38
Hg	4.84	2.78	16.00	4735.0	90.6	0	14
Ni	0.43	0.10	1.81	442.8	93.9	0	38
Pb	0.78	0.03	4.05	795.1	93.9	0	38
Precip	-	2.2	187.5	1024.4	98.5	2	50
Zn	5.15	0.50	31.70	5272.8	93.9	0	38

GB0017R Heigham Holmes United Kingdom

January 2005 - December 2005

Component	W. mean	Min	Max	Dep	% anal	Num bel	Num sampl
As	0.15	0.08	0.33	69.1	99.6	0	11
Cd	0.03	0.00	0.15	15.8	99.6	0	11
Cr	0.10	0.02	0.16	43.8	99.6	0	11
Cu	1.00	0.38	2.70	459.4	99.6	0	11
Hg	7.23	4.80	16.00	2758.7	94.8	0	8
Ni	0.34	0.24	0.73	157.8	99.6	0	11
Pb	1.42	0.36	4.10	654.5	99.6	0	11
Precip	-	5.0	172.5	460.0	100.0	0	12
Zn	6.45	2.80	16.00	2964.6	99.6	0	11

GB0091R Banchory United Kingdom

January 2005 - December 2005

Component	W. mean	Min	Max	Dep	% anal	Num bel	Num sampl
As	0.09	0.02	0.35	75.3	94.2	0	41
Cd	0.04	0.00	0.18	35.7	94.2	0	41
Cr	0.06	0.02	0.74	44.2	94.2	0	41
Hg	4.28	0.82	11.80	2960.5	100.0	0	15
Ni	0.29	0.03	2.29	229.8	94.2	0	41
Pb	0.52	0.03	2.90	417.6	94.2	0	41
Precip	-	3.1	145.6	803.1	98.3	0	50
Zn	4.59	0.50	27.00	3687.2	94.2	0	40

HU0002R		K-Pusztá		Hungary			
January 2005 - December 2005							
Component	W. mean	Min	Max	Dep	% anal	Num bel	Num sampl
Cd	0.14	0.01	0.49	84.4	90.7	1	9
Pb	4.23	1.43	7.72	2584.8	90.7	0	9
Precip off	-	2.60	111.80	610.5	96.6	0	12

IE0001R		Valentia Obs.		Ireland			
January 2005 - December 2005							
Component	W. mean	Min	Max	Dep	% anal	Num bel	Num sampl
Al	18.73	5.00	78.00	28029.7	100.0	3	12
As	0.50	0.50	0.50	748.1	100.0	12	12
Cd	0.07	0.05	0.40	106.3	100.0	11	12
Cr	0.50	0.50	0.50	748.1	100.0	12	12
Cu	8.95	0.50	47.40	13389.9	100.0	1	12
Hg	50.00	50.00	50.00	74807.5	100.0	12	12
Mn	3.52	0.50	8.70	5268.7	100.0	2	12
Ni	0.66	0.50	3.10	982.1	100.0	11	12
Pb	0.74	0.50	3.70	1114.5	100.0	10	12
Precip	-	71.0	184.0	1496.1	99.9	0	12
V	0.68	0.50	2.50	1020.6	100.0	10	12
Zn	13.38	3.50	41.70	20020.1	100.0	0	12

IS0090R		Reykjavik		Iceland			
January 2005 - December 2005							
Component	W. mean	Min	Max	Dep	% anal	Num bel	Num sampl
Al	329.73	41.50	3223.00	241273.1	99.9	0	51
As	0.20	0.03	1.31	142.9	99.9	3	51
Cd	0.01	0.01	0.14	8.1	99.9	24	51
Cr	0.40	0.05	2.09	290.7	99.9	1	51
Cu	3.87	0.72	24.61	2832.8	99.9	0	51
Fe	207.38	36.50	2245.00	151749.2	99.9	0	51
Mn	3.89	0.70	39.25	2848.4	99.9	0	51
Ni	0.97	0.12	14.70	706.8	99.9	0	51
Pb	0.37	0.08	2.69	270.3	99.9	0	51
Precip	-	0.0	54.0	731.7	100.0	3	59
V	1.50	0.24	10.22	1097.2	99.9	0	51
Zn	7.62	1.13	480.50	5576.0	99.9	0	51

IS0091R		Storhofdi		Iceland			
January 2005 - December 2005							
Component	W. mean	Min	Max	Dep	% anal	Num bel	Num sampl
Al	206.32	13.90	4682.00	306574.3	100.0	0	54
As	0.07	0.01	0.77	105.5	100.0	1	54
Cd	0.05	0.01	1.02	67.7	100.0	16	54
Cr	1.27	0.10	29.33	1894.9	100.0	0	54
Cu	1.84	0.16	26.41	2729.8	100.0	0	54
Fe	241.49	15.00	5768.60	358825.3	100.0	0	54
Mn	5.07	0.44	152.94	7530.6	100.0	0	54
Ni	2.84	0.13	36.93	4221.7	100.0	3	54
Pb	1.99	0.07	55.09	2953.2	100.0	0	54
Precip	-	0.0	93.3	1485.9	100.0	2	58
V	1.01	0.09	23.13	1498.0	100.0	0	54
Zn	12.42	1.57	712.07	18455.1	100.0	0	54

LT0015R Preila Lithuania

January 2005 - December 2005

Component	W. mean	Min	Max	Dep	% anal	Num bel	Num sampl
Cd	0.09	0.02	3.56	58.2	100.0	0	41
Cu	1.55	0.09	73.45	1034.4	100.0	0	41
Pb	2.70	0.40	36.50	1802.2	100.0	0	41
Precip	-	0.0	121.0	666.8	100.0	12	53
Zn	96.23	10.00	3138.00	64168.3	100.0	0	41

LV0010R Rucava Latvia

January 2005 - December 2005

Component	W. mean	Min	Max	Dep	% anal	Num bel	Num sampl
As	0.68	0.09	1.41	480.3	100.0	37	42
Cd	0.07	0.02	0.41	52.0	100.0	9	42
Cu	1.19	0.20	6.70	841.2	99.7	2	40
Mn	6.72	1.77	31.60	4733.3	99.9	27	41
Ni	0.97	0.38	6.13	683.9	97.9	16	41
Pb	1.69	0.30	12.20	1192.4	100.0	1	42
Precip	-	0.0	78.1	704.6	100.0	12	54
Zn	18.40	1.20	101.87	12965.9	99.5	8	41

LV0016R Zoseni Latvia

January 2005 - December 2005

Component	W. mean	Min	Max	Dep	% anal	Num bel	Num sampl
As	0.67	0.10	1.80	471.4	98.8	38	43
Cd	0.04	0.01	0.09	30.5	98.4	18	42
Cu	1.62	0.20	7.70	1135.5	97.4	4	42
Mn	7.86	0.55	34.30	5502.9	98.3	29	42
Ni	0.64	0.03	2.42	444.2	95.8	25	40
Pb	0.72	0.20	2.40	506.7	98.8	6	43
Precip	-	0.0	80.7	700.1	100.0	4	53
Zn	13.68	1.62	71.82	9574.8	98.8	18	43

NL0009R Kollumerwaard Netherlands

January 2005 - December 2005

Component	W. mean	Min	Max	Dep	% anal	Num bel	Num sampl
As	0.36	0.07	0.94	223.6	100.0	3	13
Cd	0.07	0.02	0.13	42.7	100.0	1	13
Cr	0.39	0.26	1.33	236.1	100.0	11	13
Cu	1.89	0.79	3.75	1158.5	100.0	0	13
Ni	0.46	0.20	0.87	284.3	100.0	6	13
Pb	2.13	0.84	5.09	1303.7	100.0	0	13
Precip	-	9.1	92.3	612.5	85.5	0	12
Zn	9.24	1.95	20.70	5661.2	100.0	1	13

NL0091R		De Zilk		Netherlands			
January 2005 - December 2005							
Component	W. mean	Min	Max	Dep	% anal	Num bel	Num sampl
As	0.09	0.07	0.20	85.0	100.0	12	15
Cd	0.05	0.02	0.11	46.0	100.0	3	15
Cr	0.28	0.26	0.61	264.6	100.0	14	15
Cu	1.10	0.62	3.46	1056.3	100.0	0	15
Hg	15.07	3.00	167.00	8291.7	99.5	0	45
Ni	0.36	0.20	0.79	349.5	100.0	7	15
Pb	2.19	1.09	5.03	2105.4	100.0	0	15
Precip	-	22.3	129.6	962.5	100.0	0	49
Zn	4.95	1.95	14.70	4759.6	100.0	2	15

NO0001R		Birkenes		Norway			
January 2005 - December 2005							
Component	W. mean	Min	Max	Dep	% anal	Num bel	Num sampl
As	0.26	0.05	1.79	358.9	99.1	10	57
Cd	0.04	0.01	0.85	49.6	99.1	45	57
Co	0.01	0.01	5.07	21.6	99.1	49	57
Cr	0.30	0.10	79.00	421.2	99.1	42	57
Cu	0.76	0.11	52.46	1073.8	99.1	15	57
Hg	8.85	3.00	16.90	11001.0	100.0	0	15
Ni	0.47	0.10	149.20	656.4	99.1	33	57
Pb	1.17	0.21	9.23	1642.7	99.1	0	57
Precip	-	36.6	166.1	1407.4	100.0	2	63
V	1.11	0.05	4.58	1556.5	99.1	1	57
Zn	5.34	0.67	435.70	7525.2	99.1	0	57

NO0039R		Kaarvatn		Norway			
January 2005 - December 2005							
Component	W. mean	Min	Max	Dep	% anal	Num bel	Num sampl
Cd	0.01	0.00	0.11	7.8	99.9	53	54
Pb	0.12	0.02	1.16	196.5	99.9	19	54
Precip	-	0.0	124.9	1591.8	100.0	3	63
Zn	0.94	0.05	12.49	1489.4	94.2	11	53

NO0047R		Svanvik		Norway			
January 2005 - December 2005							
Component	W. mean	Min	Max	Dep	% anal	Num bel	Num sampl
As	1.68	0.05	10.82	726.4	99.7	1	46
Cd	0.14	0.01	1.19	62.2	99.7	21	46
Co	1.56	0.02	32.19	671.3	99.7	7	46
Cr	0.41	0.10	8.39	175.2	99.7	33	46
Cu	56.63	0.61	1042.00	24438.9	99.7	0	46
Ni	54.17	0.56	1102.00	23374.1	99.7	0	46
Pb	1.80	0.19	18.11	776.8	99.7	0	46
Precip	-	0.0	49.0	431.5	97.7	7	60
Zn	5.15	0.05	29.91	2221.4	99.7	1	46

NO0055R Karasjok Norway

January 2005 - December 2005

Component	W. mean	Min	Max	Dep	% anal	Num bel	Num sampl
Cd	0.02	0.00	0.23	8.2	99.3	51	52
Pb	0.50	0.10	14.68	211.8	99.3	1	52
Precip	-	0.0	31.9	423.2	100.0	1	63
Zn	4.29	0.47	33.45	1814.2	99.3	1	52

NO0056R Hurdal Norway

January 2005 - December 2005

Component	W. mean	Min	Max	Dep	% anal	Num bel	Num sampl
Cd	0.07	0.00	0.75	47.8	99.7	28	47
Pb	1.23	0.08	23.72	835.7	99.7	2	47
Precip	-	0.0	57.5	678.3	99.9	3	61
Zn	10.27	0.83	98.47	6971.0	99.7	0	47

PL0004R Leba Poland

January 2005 - December 2005

Component	W. mean	Min	Max	Dep	% anal	Num bel	Num sampl
Cd	0.06	0.03	0.12	26.8	100.0	0	12
Cu	0.94	0.49	3.55	448.7	100.0	0	12
Ni	0.34	0.19	0.53	160.5	100.0	0	12
Pb	1.16	0.46	4.03	554.9	100.0	0	12
Precip	-	9.8	66.1	478.1	99.9	0	12
Zn	7.80	4.61	18.08	3730.9	75.8	0	9

PL0005R Diabla Gora Poland

January 2005 - December 2005

Component	W. mean	Min	Max	Dep	% anal	Num bel	Num sampl
As	0.35	0.06	1.47	210.5	97.8	0	47
Cd	0.06	0.01	0.97	35.0	97.8	0	47
Cr	0.13	0.01	0.88	78.7	97.8	0	47
Cu	2.04	0.28	14.50	1222.9	97.8	0	47
Hg	0.02	0.01	0.15	12.4	93.9	1	42
Ni	1.09	0.00	6.20	657.7	100.0	0	53
Pb	1.35	0.15	6.90	813.5	97.8	0	47
Precip	-	0.0	52.9	600.7	100.0	5	53
Zn	6.55	0.50	24.80	3936.3	97.8	0	47

PT0003R V. Do Castelo Portugal

January 2005 - December 2005

Component	W. mean	Min	Max	Dep	% anal	Num bel	Num sampl
Cd	0.42	0.42	0.42	388.6	73.0	48	48
Cu	1.17	0.33	9.76	1073.9	73.0	19	48
Mn	2.01	1.07	22.07	1839.2	73.0	33	48
Ni	0.78	0.78	0.78	708.6	73.0	48	48
Pb	0.74	0.65	3.95	680.9	73.0	45	48
Precip off	-	0.00	79.00	914.4	99.9	239	365
Zn	13.09	1.00	58.00	11964.5	73.0	0	48

PT0004R Monte Velho Portugal							
January 2005 - December 2005							
Component	W. mean	Min	Max	Dep	% anal	Num bel	Num sampl
Cd	0.42	0.42	0.42	181.3	94.6	20	20
Cu	0.45	0.33	1.85	193.1	94.6	17	20
Mn	2.04	1.07	5.84	868.8	94.6	14	20
Ni	0.78	0.78	0.78	330.6	94.6	20	20
Pb	0.65	0.65	0.65	275.2	94.6	20	20
Precip off	-	1.30	89.30	426.6	99.9	336	365
Zn	5.24	1.00	16.00	2234.6	94.6	0	20

PT0010R Angro do Heroismo Portugal							
January 2005 - December 2005							
Component	W. mean	Min	Max	Dep	% anal	Num bel	Num sampl
Cd	0.42	0.42	0.42	607.4	1.1	1	1
Cu	27.74	27.74	27.74	39643.9	1.1	0	1
Mn	20.01	20.01	20.01	28596.8	1.1	0	1
Ni	38.30	38.30	38.30	54735.5	1.1	0	1
Pb	0.65	0.65	0.65	921.8	1.1	1	1
Precip off	-	0.00	100.10	1429.1	99.0	1	52
Zn	59.00	59.00	59.00	84318.4	1.1	0	1

SE0014R Råö Sweden							
January 2005 - December 2005							
Component	W. mean	Min	Max	Dep	% anal	Num bel	Num sampl
Hg	18.47	7.00	56.00	7008.3	100.0	0	11
Precip	-	0.0	64.6	379.5	96.7	1	12

SE0051R Arup Sweden							
January 2005 - December 2005							
Component	W. mean	Min	Max	Dep	% anal	Num bel	Num sampl
As	0.15	0.03	0.42	52.9	98.9	2	10
Cd	0.06	0.02	0.15	21.0	98.9	0	10
Cr	0.10	0.03	0.30	34.8	98.9	4	10
Cu	1.38	0.31	2.50	480.7	98.9	0	10
Mn	6.04	2.00	14.30	2106.4	98.9	0	10
Ni	0.29	0.20	0.65	99.8	98.9	0	10
Pb	1.15	0.66	2.52	402.1	98.9	0	10
Precip	-	0.0	63.0	348.7	99.9	1	12
V	0.89	0.47	1.55	311.3	98.9	0	10
Zn	10.51	5.24	14.44	3664.1	98.9	0	10

SE0097R Gårdsjon Sweden

January 2005 - December 2005

Component	W. mean	Min	Max	Dep	% anal	Num bel	Num sampl
As	0.21	0.03	0.31	151.7	100.0	1	12
Cd	0.05	0.01	0.09	33.7	100.0	2	12
Cr	0.20	0.03	0.53	142.4	100.0	2	12
Cu	0.99	0.02	2.11	722.8	100.0	0	12
Mn	1.75	0.50	4.80	1277.5	100.0	0	12
Ni	0.39	0.23	0.54	280.3	100.0	0	12
Pb	1.23	0.55	2.14	896.2	100.0	0	12
Precip	-	13.0	142.0	727.9	99.9	0	12
V	1.60	0.45	2.54	1162.5	100.0	0	12
Zn	6.61	2.45	12.40	4810.4	100.0	0	12

SK0002R Chopok Slovakia

January 2005 - December 2005

Component	W. mean	Min	Max	Dep	% anal	Num bel	Num sampl
As	0.31	0.15	1.08	288.0	100.0	0	12
Cd	0.09	0.01	0.37	82.8	100.0	0	12
Cr	0.20	0.04	0.49	190.3	100.0	0	12
Cu	1.40	0.57	4.77	1303.7	100.0	0	12
Ni	0.29	0.05	1.61	268.2	100.0	0	12
Pb	2.38	1.26	6.77	2224.3	97.9	0	11
Precip	-	13.8	171.3	932.6	99.9	0	12
Zn	19.38	7.10	55.70	18076.8	88.2	0	9

SK0004R Stara Lesna Slovakia

January 2005 - December 2005

Component	W. mean	Min	Max	Dep	% anal	Num bel	Num sampl
As	0.21	0.09	0.49	170.9	99.8	0	11
Cd	0.19	0.01	1.09	155.0	100.0	0	12
Cr	0.07	0.02	0.35	59.4	100.0	0	12
Cu	0.78	0.23	1.94	624.6	99.8	0	11
Ni	0.23	0.03	0.77	180.1	100.0	0	12
Pb	1.69	0.77	8.21	1352.5	100.0	0	12
Precip	-	2.0	156.8	801.9	99.9	0	12
Zn	9.39	1.30	37.20	7533.2	95.6	0	10

SK0005R Liesek Slovakia

January 2005 - December 2005

Component	W. mean	Min	Max	Dep	% anal	Num bel	Num sampl
As	0.25	0.15	0.47	205.4	100.0	0	12
Cd	0.07	0.03	0.22	55.5	100.0	0	12
Cr	0.07	0.02	0.20	61.3	100.0	0	12
Cu	0.65	0.06	1.43	534.4	100.0	0	12
Ni	0.22	0.05	0.52	184.8	100.0	0	12
Pb	1.96	0.50	6.13	1626.5	100.0	0	12
Precip	-	7.5	173.3	828.1	99.9	0	12
Zn	7.01	1.60	40.30	5803.4	93.8	0	11

SK0006R Starina Slovakia

January 2005 - December 2005

Component	W. mean	Min	Max	Dep	% anal	Num bel	Num sampl
As	0.27	0.05	0.60	243.5	100.0	0	12
Cd	0.11	0.03	0.27	99.0	100.0	0	12
Cr	0.07	0.02	0.19	60.6	100.0	0	12
Cu	1.19	0.20	4.44	1057.3	93.3	0	11
Ni	0.33	0.06	0.82	289.9	100.0	0	12
Pb	2.93	1.06	6.58	2606.6	100.0	0	12
Precip	-	6.9	167.0	889.8	99.9	0	12
Zn	6.55	4.10	13.30	5833.0	88.8	0	10

SK0007R Topoliniky Slovakia

January 2005 - December 2005

Component	W. mean	Min	Max	Dep	% anal	Num bel	Num sampl
As	0.28	0.16	1.24	168.2	100.0	0	12
Cd	0.05	0.02	0.31	28.1	100.0	0	12
Cr	0.08	0.01	0.36	49.4	100.0	0	12
Cu	0.82	0.04	1.61	492.3	100.0	0	12
Ni	0.71	0.05	1.74	422.4	94.5	0	11
Pb	1.55	0.65	3.96	928.7	99.2	0	11
Precip	-	4.6	108.6	597.5	99.9	0	12
Zn	5.76	1.00	19.20	3442.6	97.1	0	11

Annex 2

Annual statistics for heavy metals in air

AT0002R	Illmitz	Austria										
January 2005 - December 2005												
Component	Arit mean	Arit sd	Geom mean	Geom sd	Min	5%	50%	95%	Max	% anal	Num bel	Num sampl
Cd	0.35	0.37	0.23	2.38	0.05	0.10	0.20	1.30	1.70	98.6	1	59
Pb	10.93	11.87	6.29	3.08	0.40	0.40	6.20	41.80	51.30	98.6	3	59
AT0005R	Vorhegg	Austria										
January 2005 - December 2005												
Component	Arit mean	Arit sd	Geom mean	Geom sd	Min	5%	50%	95%	Max	% anal	Num bel	Num sampl
Cd	0.12	0.12	0.09	2.04	0.05	0.05	0.10	0.43	0.50	87.4	26	53
Pb	3.45	3.38	2.31	2.71	0.40	0.40	2.40	12.08	14.00	87.4	7	53
AT0048R	Zoebelboden	Austria										
January 2005 - December 2005												
Component	Arit mean	Arit sd	Geom mean	Geom sd	Min	5%	50%	95%	Max	% anal	Num bel	Num sampl
Cd	0.12	0.12	0.09	2.14	0.05	0.05	0.05	0.41	0.50	92.1	34	56
Pb	2.85	3.10	1.70	2.92	0.40	0.40	1.55	10.63	12.70	92.1	14	56
BE0014R	Koksijde	Belgium										
January 2005 - December 2005												
Component	Arit mean	Arit sd	Geom mean	Geom sd	Min	5%	50%	95%	Max	% anal	Num bel	Num sampl
Cd	0.33	0.11	0.31	1.41	0.20	0.20	0.35	0.50	0.50	83.8	0	10
Cu	4.80	1.03	4.70	1.25	3.00	3.00	5.00	7.00	7.00	83.8	0	10
Ni	4.60	1.65	4.30	1.49	2.00	2.00	4.50	7.00	7.00	83.8	0	10
Pb	11.41	3.03	11.06	1.29	8.00	8.00	11.00	17.00	17.00	83.8	0	10
Zn	39.83	7.67	39.11	1.23	25.00	25.00	41.00	49.00	49.00	83.8	0	10
CZ0001R	Svratouch	Czech Republic										
January 2005 - December 2005												
Component	Arit mean	Arit sd	Geom mean	Geom sd	Min	5%	50%	95%	Max	% anal	Num bel	Num sampl
As	0.80	0.64	0.61	2.20	0.01	0.21	0.59	2.05	3.69	35.6	1	130
Cd	0.26	0.28	0.18	2.38	0.01	0.05	0.19	0.92	1.90	35.6	0	130
Cu	2.04	1.17	1.63	2.15	0.08	0.30	1.90	4.25	5.11	35.6	0	130
Mn	4.46	3.04	3.33	2.34	0.27	0.56	3.92	10.71	13.28	35.6	0	130
Ni	0.62	0.65	0.38	3.09	0.04	0.04	0.50	1.85	5.21	35.6	20	130
Pb	8.77	8.37	6.30	2.25	0.32	1.98	5.74	29.53	51.67	35.6	0	130
CZ0003R	Kosetice	Czech Republic										
January 2005 - December 2005												
Component	Arit mean	Arit sd	Geom mean	Geom sd	Min	5%	50%	95%	Max	% anal	Num bel	Num sampl
As	0.88	0.82	0.61	2.36	0.06	0.15	0.57	2.79	5.00	49.6	0	181
Cd	0.24	0.25	0.16	2.43	0.01	0.04	0.15	0.68	1.64	49.6	0	181
Cu	1.37	1.13	0.89	3.15	0.02	0.08	1.04	4.01	5.48	49.3	7	180
Mn	2.21	1.55	1.75	2.04	0.27	0.47	1.78	5.36	9.08	49.6	0	181
Ni	0.73	0.93	0.43	3.02	0.04	0.04	0.52	1.86	9.87	49.6	19	181
Pb	8.14	8.83	5.49	2.38	0.71	1.50	5.13	28.09	68.52	49.3	0	180
DE0001R	Westerland	Germany										
January 2005 - December 2005												
Component	Arit mean	Arit sd	Geom mean	Geom sd	Min	5%	50%	95%	Max	% anal	Num bel	Num sampl
As	0.53	0.48	0.38	2.19	0.08	0.09	0.36	1.55	2.66	94.2	0	50
Cd	0.12	0.12	0.08	2.70	0.01	0.02	0.09	0.43	0.49	94.2	0	50
Co	0.06	0.04	0.05	2.02	0.01	0.01	0.06	0.13	0.25	94.2	0	50
Cu	1.90	1.54	1.42	2.41	0.19	0.23	1.81	5.11	8.44	94.2	0	50
Fe	87.68	55.26	70.20	2.04	6.28	18.52	67.94	184.26	280.67	94.2	0	50
Mn	2.63	1.49	2.21	1.83	0.49	0.76	2.27	5.75	6.99	92.3	0	49
Pb	4.77	3.72	3.55	2.28	0.65	0.72	3.54	13.40	15.91	94.2	0	50
V	4.11	2.16	3.50	1.84	0.61	0.85	3.80	8.70	9.77	92.3	0	49
Zn	12.96	9.24	9.35	2.50	1.50	1.60	10.05	32.95	35.30	94.2	0	50

DE0002R Langenbrugge Germany

January 2005 - December 2005

Component	Arit mean	Arit sd	Geom mean	Geom sd	Min	5%	50%	95%	Max	% anal	Num bel	Num sampl
As	0.61	0.53	0.47	1.94	0.12	0.16	0.44	1.88	2.89	98.1	0	52
Cd	0.20	0.17	0.15	2.15	0.03	0.05	0.14	0.58	0.87	98.1	0	52
Co	0.07	0.04	0.06	1.80	0.01	0.02	0.07	0.13	0.24	98.1	0	52
Cu	2.54	1.47	2.23	1.81	0.36	0.77	2.28	5.78	7.72	98.1	0	52
Fe	105.91	55.53	90.97	1.74	27.19	38.69	101.17	228.93	246.06	98.1	0	52
Mn	3.57	1.97	3.03	1.79	0.95	1.00	3.28	8.06	9.05	98.1	0	52
Ni	1.06	0.40	0.99	1.43	0.44	0.55	1.00	1.95	2.49	98.1	0	52
Pb	7.04	5.37	5.41	2.11	1.14	1.87	4.97	19.92	22.08	98.1	0	52
V	1.84	0.78	1.70	1.47	0.84	0.96	1.75	3.23	4.99	98.1	0	52
Hg	2.00	0.32	1.98	1.16	1.29	1.61	1.93	2.58	3.89	98.6	0	361

DE0003R Schauinsland Germany

January 2005 - December 2005

Component	Arit mean	Arit sd	Geom mean	Geom sd	Min	5%	50%	95%	Max	% anal	Num bel	Num sampl
As	0.18	0.13	0.13	2.48	0.01	0.02	0.14	0.47	0.54	92.3	0	49
Cd	0.07	0.04	0.06	1.87	0.02	0.02	0.06	0.17	0.22	92.3	0	49
Co	0.03	0.02	0.03	2.11	0.01	0.01	0.03	0.09	0.10	92.3	0	49
Cu	1.35	1.02	0.93	2.54	0.15	0.15	1.23	3.67	4.05	90.4	0	48
Fe	61.38	53.97	34.49	3.50	2.26	3.04	45.08	204.88	212.13	92.3	0	49
Mn	2.38	2.75	1.49	2.80	0.06	0.20	1.75	6.85	17.77	92.3	0	49
Ni	0.44	0.28	0.32	2.68	0.02	0.04	0.42	0.95	1.18	92.3	0	49
Pb	2.69	1.52	2.26	1.82	0.48	0.74	2.28	5.81	6.74	92.3	0	49
V	0.65	0.37	0.55	1.87	0.06	0.15	0.61	1.47	2.12	92.3	0	49

DE0007R Neuglobsow Germany

January 2005 - December 2005

Component	Arit mean	Arit sd	Geom mean	Geom sd	Min	5%	50%	95%	Max	% anal	Num bel	Num sampl
As	0.87	1.07	0.49	2.82	0.06	0.11	0.36	3.44	4.89	100.0	0	53
Cd	0.21	0.19	0.14	2.49	0.03	0.03	0.13	0.65	0.73	100.0	0	53
Co	0.05	0.03	0.04	2.31	0.00	0.01	0.04	0.11	0.12	100.0	0	53
Cu	2.54	1.49	2.20	1.77	0.69	0.81	2.04	5.54	7.33	100.0	0	53
Fe	90.63	53.30	74.05	1.93	16.30	22.20	76.60	205.15	214.40	100.0	0	53
Mn	3.50	1.99	2.92	1.86	0.84	0.94	3.02	7.62	8.64	100.0	0	53
Ni	0.78	0.36	0.69	1.67	0.22	0.24	0.70	1.45	1.57	100.0	0	53
Pb	7.76	6.82	5.38	2.42	1.00	1.48	4.82	22.86	27.54	100.0	0	53
V	1.62	0.59	1.52	1.44	0.67	0.82	1.46	2.79	3.07	100.0	0	53
Hg	1.63	0.25	1.61	1.16	1.07	1.30	1.58	2.16	2.83	81.7	0	299

DE0008R Schmucke Germany

January 2005 - December 2005

Component	Arit mean	Arit sd	Geom mean	Geom sd	Min	5%	50%	95%	Max	% anal	Num bel	Num sampl
As	0.38	0.34	0.25	2.71	0.01	0.03	0.27	1.09	1.76	100.0	0	53
Cd	0.13	0.12	0.08	3.22	0.00	0.01	0.09	0.45	0.60	100.0	0	53
Co	0.03	0.03	0.02	3.04	0.00	0.00	0.03	0.08	0.12	100.0	0	53
Fe	73.44	63.86	43.01	3.29	3.39	4.56	61.39	210.49	250.95	100.0	0	53
Mn	2.49	1.79	1.85	2.24	0.31	0.42	2.04	6.17	7.56	100.0	0	53
Ni	0.65	0.30	0.55	1.85	0.10	0.16	0.65	1.19	1.28	100.0	0	53
Pb	4.73	3.29	4.00	1.74	1.46	1.90	3.62	13.19	16.88	100.0	0	53
V	0.78	0.38	0.69	1.63	0.23	0.27	0.74	1.45	2.20	100.0	0	53

DE0009R Zingst Germany

January 2005 - December 2005

Component	Arit mean	Arit sd	Geom mean	Geom sd	Min	5%	50%	95%	Max	% anal	Num bel	Num sampl
As	0.67	0.69	0.45	2.27	0.14	0.15	0.37	2.27	3.35	100.0	0	52
Cd	0.18	0.19	0.12	2.40	0.02	0.03	0.12	0.65	1.04	100.0	0	52
Co	0.06	0.03	0.05	1.77	0.01	0.02	0.05	0.13	0.19	100.0	0	52
Fe	75.54	51.81	60.09	2.00	12.80	13.00	65.40	167.48	297.90	100.0	0	52
Mn	2.54	1.83	2.04	1.93	0.40	0.51	2.15	5.44	11.60	100.0	0	52
Pb	6.80	6.14	4.93	2.24	1.34	1.53	5.12	21.38	32.22	100.0	0	52
V	4.80	3.10	4.15	1.73	1.07	1.80	3.83	11.92	17.24	100.0	0	52
Zn	19.95	14.93	13.76	2.79	1.20	1.20	16.50	51.29	77.00	100.0	0	52
Hg	1.56	0.25	1.54	1.17	1.04	1.19	1.55	1.99	2.55	98.1	0	359

DK0003R		Tange		Denmark									
January 2005 - December 2005													
Component	Arit mean	Arit sd	Geom mean	Geom sd	Min	5%	50%	95%	Max	% anal	Num bel	Num sampl	
Al	69.64	104.94	39.67	2.92	-82.92	4.52	34.61	247.94	950.38	96.4	159	352	
As	0.68	3.91	0.48	3.01	-68.95	0.07	0.44	3.04	9.41	96.6	19	353	
Cr	0.46	1.49	0.44	2.98	-23.29	-0.35	0.36	1.79	5.30	96.6	166	353	
Cu	1.90	3.48	1.14	2.81	-0.01	0.18	1.20	4.89	56.84	96.6	15	353	
Fe	125.54	184.78	62.30	3.23	3.56	9.78	59.21	474.63	1453.52	96.4	1	352	
Mn	4.74	6.77	2.66	3.01	-0.18	0.46	2.69	16.08	74.54	96.6	13	353	
Ni	0.71	12.03	0.98	2.43	-223.62	0.18	1.06	3.56	9.08	96.6	23	353	
Pb	4.49	11.78	2.77	3.18	-180.76	0.37	2.91	18.86	50.41	96.6	5	353	
Se	0.17	4.45	0.31	2.11	-82.92	0.09	0.30	1.07	2.00	96.6	7	353	
Zn	16.11	20.92	10.75	2.47	-18.64	1.99	10.81	40.68	289.77	96.6	0	353	

DK0005R		Keldsnor		Denmark									
January 2005 - December 2005													
Component	Arit mean	Arit sd	Geom mean	Geom sd	Min	5%	50%	95%	Max	% anal	Num bel	Num sampl	
Al	58.17	61.77	40.62	2.44	-8.20	6.70	41.46	178.29	572.09	57.5	74	210	
As	0.48	0.77	0.29	2.68	-0.66	0.03	0.27	1.96	5.02	57.5	22	210	
Cr	0.58	0.64	0.48	2.79	-0.61	-0.24	0.46	1.71	4.48	57.5	83	210	
Cu	2.07	2.07	1.30	3.15	-0.28	0.15	1.36	6.25	15.00	57.5	10	210	
Fe	94.37	95.99	61.58	2.64	-2.31	12.21	64.29	268.67	767.75	57.5	1	210	
Mn	3.19	2.94	2.20	2.47	0.06	0.53	2.19	9.12	15.00	57.5	5	210	
Ni	2.91	2.79	1.91	2.64	-0.23	0.35	1.97	9.32	14.44	57.5	3	210	
Pb	5.87	8.41	2.83	3.77	-0.06	0.14	3.02	26.32	48.82	57.5	14	210	
Se	0.56	0.43	0.41	2.46	-0.01	0.09	0.44	1.50	2.25	57.5	10	210	
Zn	15.20	16.20	9.58	2.83	-4.26	1.00	10.53	53.98	85.07	57.5	8	210	

DK0008R		Anholt		Denmark									
January 2005 - December 2005													
Component	Arit mean	Arit sd	Geom mean	Geom sd	Min	5%	50%	95%	Max	% anal	Num bel	Num sampl	
Al	43.82	43.45	30.46	2.61	-9.04	4.01	31.87	134.17	382.01	98.3	193	359	
As	0.47	0.74	0.27	2.77	-0.24	0.06	0.23	1.95	7.86	98.5	31	360	
Cr	0.40	0.74	0.40	2.73	-0.84	-0.38	0.27	1.43	6.54	98.3	198	359	
Cu	1.21	1.40	0.71	3.04	-0.06	0.11	0.70	4.18	9.29	98.5	26	360	
Fe	57.31	63.63	34.55	2.86	-2.00	5.35	33.73	204.84	488.23	98.5	5	360	
Mn	2.19	2.05	1.52	2.46	-0.02	0.34	1.64	6.44	15.28	98.3	18	359	
Ni	2.04	1.71	1.40	2.67	-0.15	0.24	1.58	5.63	10.62	98.5	16	360	
Pb	4.37	7.18	1.92	3.69	0.01	0.24	2.02	18.35	55.25	98.5	5	360	
Se	0.40	0.36	0.28	2.50	-0.02	0.06	0.30	1.25	2.41	98.5	18	360	
Zn	11.17	13.70	6.50	3.02	-3.81	1.03	6.73	35.94	90.94	98.5	12	360	

DK0011G		Nuuk, Greenland		Denmark									
January 2005 - December 2005													
Component	Arit mean	Arit sd	Geom mean	Geom sd	Min	5%	50%	95%	Max	% anal	Num bel	Num sampl	
Al	10.55	30.79	5.18	6.04	-8.20	-6.92	2.01	118.61	139.76	43.6	15	24	
As	0.02	0.03	0.01	2.66	-0.01	-0.01	0.01	0.09	0.09	43.6	12	24	
Cr	0.04	0.11	0.05	3.70	-0.09	-0.08	0.02	0.36	0.42	43.6	16	24	
Cu	0.07	0.17	0.10	3.35	-0.17	-0.17	0.06	0.46	0.47	43.6	16	24	
Fe	10.46	27.33	2.66	6.74	-0.17	-0.15	2.04	107.10	128.58	43.6	7	24	
Hg	1.41	0.18	1.40	1.14	0.83	1.07	1.43	1.67	3.01	27.1	0	2370	
Mn	0.18	0.47	0.08	4.84	-0.18	-0.15	0.03	1.80	2.10	43.6	13	24	
Ni	0.05	0.07	0.04	3.55	-0.03	-0.03	0.03	0.23	0.23	43.6	15	24	
Pb	0.17	0.36	0.09	4.66	-0.05	-0.04	0.04	1.37	1.50	43.6	14	24	
Se	0.03	0.05	0.01	3.51	-0.01	-0.01	0.01	0.20	0.22	43.6	11	24	
Zn	0.16	1.46	0.42	4.49	-1.43	-1.30	-0.11	5.21	6.33	43.6	20	24	

DK0031R		Ulborg		Denmark									
January 2005 - December 2005													
Component	Arit mean	Arit sd	Geom mean	Geom sd	Min	5%	50%	95%	Max	% anal	Num bel	Num sampl	
Al	52.82	63.62	33.33	2.82	-13.70	1.65	32.75	196.64	410.90	97.5	194	356	
As	0.46	0.59	0.26	3.31	-0.09	0.01	0.28	1.75	3.90	97.5	46	356	
Cr	0.52	1.17	0.40	3.30	-0.66	-0.33	0.29	1.71	13.14	97.5	186	356	
Cu	1.24	1.87	0.64	3.56	-0.27	0.03	0.66	4.54	18.73	97.5	52	356	
Fe	69.05	85.25	34.34	3.55	-0.11	4.36	33.96	280.59	504.07	97.5	3	356	
Mn	2.38	2.53	1.43	3.34	-0.40	0.12	1.57	8.07	13.14	97.5	35	356	
Ni	1.51	2.81	0.95	2.66	-0.09	0.16	1.08	3.76	48.82	97.5	20	356	
Pb	4.71	7.46	2.00	4.24	-0.28	0.14	2.28	18.09	63.45	97.5	19	356	
Se	0.47	0.41	0.34	2.29	-0.01	0.09	0.33	1.37	2.55	97.5	5	356	
Zn	11.89	14.40	6.29	3.47	-4.04	0.61	6.94	46.92	100.63	97.5	25	356	

ES0008R Niembro Spain

January 2005 - December 2005

Component	Arit mean	Arit sd	Geom mean	Geom sd	Min	5%	50%	95%	Max	% anal	Num bel	Num sampl
Cd	0.10	0.09	0.06	3.08	0.01	0.01	0.07	0.32	0.46	12.1	4	44
Cu	19.47	16.38	14.80	2.13	2.60	4.20	15.50	48.35	96.30	12.1	0	44
Pb	6.96	9.07	2.42	5.37	0.20	0.20	3.06	29.59	32.02	12.1	9	44

ES0010R Cabo de Creus Spain

January 2005 - December 2005

Component	Arit mean	Arit sd	Geom mean	Geom sd	Min	5%	50%	95%	Max	% anal	Num bel	Num sampl
Hg	1.67	0.33	1.64	1.20	1.15	1.33	1.54	2.36	2.61	78.4	0	286

FI0036R Matorova Finland

January 2005 - December 2005

Component	Arit mean	Arit sd	Geom mean	Geom sd	Min	5%	50%	95%	Max	% anal	Num bel	Num sampl
Al	14.91	15.40	8.98	3.08	0.10	2.13	8.15	54.37	71.70	99.4	1	52
As	0.15	0.13	0.10	2.38	0.02	0.02	0.11	0.48	0.56	100.0	0	53
Cd	0.04	0.04	0.02	2.65	0.00	0.00	0.02	0.12	0.19	100.0	0	53
Co	0.02	0.01	0.02	2.07	0.00	0.00	0.02	0.05	0.07	99.4	2	52
Cr	0.17	0.16	0.13	2.30	0.00	0.04	0.14	0.42	1.13	100.0	1	53
Cu	0.47	0.39	0.32	2.52	0.03	0.05	0.34	1.30	1.89	100.0	0	53
Fe	22.41	12.76	18.53	1.90	4.22	4.46	19.98	46.44	58.36	100.0	0	53
Mn	0.62	0.46	0.46	2.25	0.08	0.10	0.47	1.57	2.08	100.0	0	53
Ni	0.44	0.34	0.30	2.60	0.02	0.04	0.32	1.12	1.59	100.0	0	53
Pb	1.03	1.15	0.66	2.53	0.08	0.15	0.54	3.60	6.38	100.0	0	53
V	0.48	0.39	0.33	2.44	0.03	0.06	0.34	1.30	1.60	100.0	0	53
Zn	2.56	2.73	1.68	2.38	0.28	0.47	1.38	10.44	12.00	100.0	0	53

FI0096G Pallas Finland

January 2005 - December 2005

Component	Arit mean	Arit sd	Geom mean	Geom sd	Min	5%	50%	95%	Max	% anal	Num bel	Num sampl
Hg (g)	1.52	0.23	1.51	1.16	1.00	1.20	1.50	2.16	2.20	23.8	0	87
Hg (part)	1.69	1.50	1.18	2.30	0.20	0.24	1.20	5.89	7.00	92.1	0	48

GB0013R Yarner Wood United Kingdom

January 2005 - December 2005

Component	Arit mean	Arit sd	Geom mean	Geom sd	Min	5%	50%	95%	Max	% anal	Num bel	Num sampl
As	0.22	0.22	0.11	4.12	0.00	0.01	0.15	0.72	0.80	86.3	0	45
Cd	0.04	0.05	0.03	2.92	0.00	0.00	0.02	0.14	0.19	86.3	0	45
Cr	0.27	0.44	0.17	2.34	0.04	0.06	0.12	1.60	2.29	84.4	0	44
Cu	0.85	1.10	0.46	3.81	0.00	0.03	0.60	3.67	5.98	86.3	0	45
Hg (part)	1.13	0.28	1.12	1.32	0.51	0.54	1.18	1.62	1.62	100.0	0	24
Ni	0.90	1.21	0.40	4.83	0.00	0.00	0.35	3.79	4.62	92.1	0	48
Pb	2.81	2.36	1.81	3.08	0.17	0.19	2.44	7.67	8.79	84.4	0	44
Zn	9.29	18.51	5.14	2.60	1.06	2.65	2.98	41.86	113.40	84.4	0	44

GB0017R Heigham Holmes United Kingdom

January 2005 - December 2005

Component	Arit mean	Arit sd	Geom mean	Geom sd	Min	5%	50%	95%	Max	% anal	Num bel	Num sampl
As	0.18	0.27	0.06	3.94	0.02	0.02	0.04	0.86	0.91	63.7	0	37
Cd	0.05	0.07	0.02	3.22	0.01	0.01	0.01	0.23	0.27	63.7	0	37
Cr	0.17	0.30	0.20	2.13	0.00	0.00	0.12	1.04	1.34	98.3	0	42
Cu	1.18	2.47	0.34	4.45	0.06	0.06	0.29	4.74	14.52	63.7	0	37
Hg (part)	1.41	0.93	0.86	3.84	0.12	0.12	1.52	2.14	2.14	19.4	0	4
Ni	1.15	1.69	0.26	5.94	0.03	0.03	0.17	5.06	6.27	63.7	0	37
Pb	4.17	5.42	1.51	4.65	0.18	0.18	1.23	18.47	21.63	63.7	0	37
Zn	7.69	10.59	5.22	2.27	2.97	2.97	2.97	23.78	61.88	63.7	0	37

GB0091R		Banchory		United Kingdom									
January 2005 - December 2005													
Component	Arit mean	Arit sd	Geom mean	Geom sd	Min	5%	50%	95%	Max	% anal	Num bel	Num sampl	
As	0.10	0.16	0.06	3.06	0.01	0.02	0.03	0.56	0.76	88.8	0	47	
Cd	0.03	0.15	0.02	2.81	0.00	0.00	0.01	0.12	1.04	86.3	1	46	
Cr	0.85	2.72	0.25	3.89	0.06	0.08	0.13	6.87	16.31	88.8	0	47	
Cu	0.50	0.89	0.22	3.95	0.04	0.05	0.16	2.80	4.49	88.8	0	47	
Ni	0.73	2.01	0.14	6.38	0.00	0.00	0.04	5.44	12.04	100.0	1	53	
Pb	1.10	1.39	0.63	3.12	0.11	0.14	0.67	4.84	6.11	88.8	0	47	
Zn	3.66	13.71	3.61	1.88	1.58	2.00	3.07	14.85	95.06	88.8	0	47	

HU0002R		K-Puszt		Hungary									
January 2005 - December 2005													
Component	Arit mean	Arit sd	Geom mean	Geom sd	Min	5%	50%	95%	Max	% anal	Num bel	Num sampl	
Cd	0.28	0.39	0.16	2.88	0.01	0.03	0.14	1.03	2.62	43.8	1	160	
Pb	11.15	18.64	6.17	3.20	0.01	0.97	6.28	35.29	183.15	43.8	1	160	

IE0031R		Mace Head		Ireland									
January 2005 - December 2005													
Component	Arit mean	Arit sd	Geom mean	Geom sd	Min	5%	50%	95%	Max	% anal	Num bel	Num sampl	
Hg	1.55	0.14	1.55	1.08	1.18	1.37	1.54	1.74	4.40	58.4	0	5119	

IS0091R		Storhofdi		Iceland									
January 2005 - December 2005													
Component	Arit mean	Arit sd	Geom mean	Geom sd	Min	5%	50%	95%	Max	% anal	Num bel	Num sampl	
Al	441.48	483.05	280.12	2.74	33.90	41.98	288.75	1784.17	1853.20	99.8	0	24	
As	0.17	0.06	0.17	1.34	0.10	0.10	0.16	0.34	0.35	99.8	0	24	
Cd	0.05	0.05	0.03	2.67	0.00	0.01	0.04	0.18	0.19	99.8	0	24	
Cr	9.71	8.55	5.93	3.00	0.64	0.73	7.21	27.62	27.89	99.8	0	24	
Cu	1.55	0.98	1.33	1.71	0.53	0.56	1.16	4.02	4.18	99.8	0	24	
Fe	647.46	718.96	451.84	2.32	106.60	111.72	430.15	2800.47	2836.30	99.8	0	24	
Hg (part)	2.60	1.79	2.12	1.97	0.67	0.68	2.33	7.50	8.33	99.8	0	24	
Mn	10.30	11.04	7.19	2.32	2.04	2.10	6.51	43.37	45.86	99.8	0	24	
Ni	6.58	5.39	4.46	2.60	0.62	0.76	5.11	19.05	19.30	99.8	0	24	
Pb	0.60	0.55	0.43	2.23	0.13	0.14	0.37	2.17	2.25	99.8	0	24	
V	3.16	2.40	2.69	1.72	1.32	1.37	2.34	10.23	10.34	99.8	0	24	
Zn	7.44	4.85	6.17	1.82	2.43	2.48	6.09	20.35	21.05	99.8	0	24	

LT0015R		Preila		Lithuania									
January 2005 - December 2005													
Component	Arit mean	Arit sd	Geom mean	Geom sd	Min	5%	50%	95%	Max	% anal	Num bel	Num sampl	
Cd	0.17	0.13	0.11	2.73	0.01	0.02	0.14	0.50	0.52	99.0	0	52	
Cu	1.34	0.50	1.26	1.45	0.50	0.60	1.20	2.40	2.50	99.0	0	52	
Pb	6.46	4.07	5.13	2.05	1.10	1.30	5.50	15.11	16.00	99.0	0	52	
Zn	22.79	22.03	17.78	1.94	4.00	5.65	18.50	47.95	156.00	99.0	0	52	

LV0010R		Rucava		Latvia									
January 2005 - December 2005													
Component	Arit mean	Arit sd	Geom mean	Geom sd	Min	5%	50%	95%	Max	% anal	Num bel	Num sampl	
As	0.38	0.39	0.24	2.81	0.02	0.05	0.25	1.26	1.97	100.0	2	53	
Cd	0.21	0.20	0.13	3.29	0.01	0.01	0.16	0.65	1.08	98.1	4	52	
Cu	0.98	0.61	0.79	2.14	0.04	0.23	0.92	2.62	2.94	100.0	1	53	
Mn	3.74	2.76	2.70	2.48	0.12	0.50	3.02	9.09	13.81	96.2	1	51	
Ni	0.93	0.59	0.74	2.12	0.08	0.14	0.82	2.37	2.73	98.1	0	52	
Pb	5.01	3.90	3.29	3.37	0.01	0.52	4.44	14.11	16.22	98.1	1	52	
Zn	27.11	24.18	17.12	3.52	0.03	2.99	21.75	92.42	108.67	98.1	1	52	

LV0016R Zoseni Latvia

January 2005 - December 2005

Component	Arit mean	Arit sd	Geom mean	Geom sd	Min	5%	50%	95%	Max	% anal	Num bel	Num sampl
As	0.49	0.48	0.34	2.51	0.02	0.07	0.32	1.32	2.97	98.1	1	52
Cd	0.18	0.16	0.12	2.54	0.01	0.03	0.11	0.48	0.87	100.0	1	53
Cu	1.00	0.64	0.84	1.76	0.26	0.33	0.90	2.23	3.82	100.0	0	53
Mn	11.77	14.22	7.30	2.52	0.97	1.80	6.64	38.51	83.27	96.2	0	51
Ni	0.97	0.73	0.73	2.28	0.02	0.23	0.72	2.72	3.39	96.2	1	51
Pb	3.96	2.90	3.03	2.12	0.66	0.92	2.90	10.87	11.29	98.1	0	52
Zn	16.01	10.46	13.19	1.87	3.82	4.95	13.09	39.13	50.85	100.0	0	53

NL0009R Kollumerwaard Netherlands

January 2005 - December 2005

Component	Arit mean	Arit sd	Geom mean	Geom sd	Min	5%	50%	95%	Max	% anal	Num bel	Num sampl
As	0.46	0.45	0.31	2.44	0.10	0.10	0.33	1.22	3.19	47.7	49	174
Cd	0.14	0.16	0.08	3.04	0.00	0.02	0.09	0.41	1.19	47.7	52	174
Ni	1.68	1.25	1.35	1.89	0.00	0.70	1.26	4.22	8.12	47.7	64	174
Pb	5.72	5.52	3.47	3.09	0.12	0.40	3.86	16.34	33.02	47.7	0	174
Zn	20.88	17.61	15.65	2.08	7.70	7.70	13.68	54.35	97.62	47.7	74	174

NO0001R Birkenes Norway

January 2005 - December 2005

Component	Arit mean	Arit sd	Geom mean	Geom sd	Min	5%	50%	95%	Max	% anal	Num bel	Num sampl
As	0.52	0.90	0.25	3.23	0.01	0.04	0.25	1.50	7.87	92.9	24	99
Cd	0.09	0.19	0.04	3.15	0.01	0.01	0.03	0.36	1.48	92.9	19	99
Co	0.08	0.19	0.04	2.76	0.00	0.01	0.03	0.20	1.78	92.9	36	99
Cr	1.07	5.65	0.23	6.20	0.03	0.03	0.17	9.51	45.81	92.9	87	99
Cu	3.45	9.47	1.07	4.30	0.05	0.05	1.03	10.12	88.55	92.9	26	99
Hg	1.90	0.43	1.83	1.28	1.20	1.20	1.90	2.48	2.50	57.8	0	24
Ni	2.18	6.20	0.83	3.84	0.05	0.05	0.87	8.37	57.23	92.9	18	99
Pb	1.99	4.40	1.17	2.94	0.10	0.24	1.07	6.64	37.12	91.5	22	99
V	1.44	1.37	0.76	3.63	0.01	0.11	0.81	4.28	6.14	92.9	15	99
Zn	15.08	52.55	4.12	3.12	0.23	0.79	4.23	21.94	521.58	92.9	7	99

NO0042G Zeppelin, Spitsbergen Norway

January 2005 - December 2005

Component	Arit mean	Arit sd	Geom mean	Geom sd	Min	5%	50%	95%	Max	% anal	Num bel	Num sampl
As	0.11	0.23	0.03	5.05	0.01	0.01	0.03	0.67	1.31	27.1	18	50
Cd	0.12	0.55	0.01	6.34	0.00	0.00	0.01	0.55	3.78	27.1	20	50
Co	0.03	0.07	0.01	2.85	0.01	0.01	0.01	0.13	0.47	27.1	30	50
Cr	0.13	0.18	0.07	2.49	0.04	0.04	0.04	0.67	0.83	27.1	42	50
Cu	0.92	3.29	0.20	3.95	0.02	0.02	0.22	7.13	19.30	27.1	11	50
Hg	1.58	0.25	1.54	1.36	0.00	1.30	1.58	1.92	2.97	86.1	0	7546
Mn	0.40	0.37	0.26	2.78	0.06	0.06	0.28	1.14	1.89	27.1	13	50
Ni	0.13	0.22	0.07	2.40	0.04	0.04	0.04	0.64	1.39	27.1	28	50
Pb	1.04	2.10	0.21	7.14	0.01	0.01	0.29	7.46	9.98	27.1	3	50
V	0.13	0.15	0.08	3.08	0.01	0.01	0.09	0.49	0.80	27.1	8	50
Zn	3.16	8.01	0.87	4.54	0.06	0.06	0.91	18.94	50.36	26.6	21	49

NO0090R Andøya Norway

January 2005 - May 2005

Component	Arit mean	Arit sd	Geom mean	Geom sd	Min	5%	50%	95%	Max	% anal	Num bel	Num sampl
Hg	1.62	0.13	1.61	1.08	1.06	1.44	1.61	1.85	2.09	30.8	0	2698

PL0005R Diabla Gora Poland

January 2005 - December 2005

Component	Arit mean	Arit sd	Geom mean	Geom sd	Min	5%	50%	95%	Max	% anal	Num bel	Num sampl
As	0.66	0.70	0.46	2.53	0.10	0.10	0.40	2.56	3.50	100.0	0	53
Cd	0.33	0.20	0.27	1.96	0.10	0.10	0.30	0.73	0.90	100.0	0	53
Cr	1.05	0.61	0.90	1.79	0.14	0.34	0.94	2.17	3.37	100.0	0	53
Cu	1.79	0.88	1.58	1.78	0.10	0.87	1.50	3.52	4.50	100.0	0	53
Hg	0.90	0.54	0.63	2.80	0.08	0.08	1.01	1.83	2.17	14.2	0	52
Ni	1.40	1.00	1.15	1.89	0.23	0.31	1.19	2.98	6.77	100.0	0	53
Pb	7.68	5.89	5.87	2.13	1.60	2.07	5.40	21.31	24.10	100.0	0	53
Zn	21.43	14.68	17.23	1.97	5.00	5.61	17.30	50.52	70.60	100.0	0	53

SE0014R		Råö		Sweden									
January 2005 - December 2005													
Component	Arit mean	Arit sd	Geom mean	Geom sd	Min	5%	50%	95%	Max	% anal	Num bel	Num sampl	
Hg (g)	1.68	0.31	1.66	1.18	1.10	1.30	1.70	2.30	3.40	26.0	0	95	
Hg (part)	11.29	11.19	8.30	2.11	2.00	3.00	7.50	30.90	65.00	27.4	0	100	
As	0.61	0.35	0.50	1.88	0.16	0.16	0.55	1.33	1.33	100.0	0	13	
Cd	0.14	0.10	0.11	2.04	0.04	0.04	0.10	0.36	0.36	100.0	0	13	
Hg	1.68	0.31	1.66	1.18	1.10	1.30	1.70	2.30	3.40	26.0	0	95	
Ni	2.30	4.11	1.36	2.18	0.73	0.73	1.10	15.91	15.91	100.0	0	13	
Pb	4.99	3.67	3.88	2.03	1.30	1.30	3.30	12.52	12.52	100.0	0	13	

SI0008R		Iskrba		Slovenia									
January 2005 - December 2005													
Component	Arit mean	Arit sd	Geom mean	Geom sd	Min	5%	50%	95%	Max	% anal	Num bel	Num sampl	
As	0.57	0.23	0.55	1.41	0.34	0.45	0.45	1.08	1.18	13.2	34	47	
Cd	0.29	0.17	0.27	1.54	0.07	0.23	0.23	0.72	0.96	15.2	41	54	
Ni	2.66	3.21	1.67	2.51	0.36	0.90	0.90	11.20	14.90	15.2	33	54	
Pb	10.53	3.90	10.13	1.41	2.60	9.05	9.05	18.34	19.90	14.6	41	52	

SK0002R		Chopok		Slovakia									
January 2005 - December 2005													
Component	Arit mean	Arit sd	Geom mean	Geom sd	Min	5%	50%	95%	Max	% anal	Num bel	Num sampl	
As	0.25	0.20	0.16	2.79	0.02	0.02	0.19	0.65	0.69	80.2	3	51	
Cd	0.06	0.05	0.04	2.62	0.00	0.01	0.05	0.18	0.20	80.2	1	51	
Cr	1.35	1.25	0.75	3.84	0.03	0.03	0.97	4.87	5.46	78.6	4	49	
Cu	0.67	0.51	0.43	3.35	0.01	0.01	0.61	1.75	2.16	80.2	2	51	
Mn	1.47	1.24	1.01	2.57	0.08	0.17	1.09	4.26	5.39	78.5	0	50	
Ni	0.59	0.76	0.31	3.79	0.02	0.02	0.38	2.62	3.28	80.2	4	51	
Pb	2.43	2.07	1.47	3.13	0.06	0.16	1.75	6.64	7.92	80.2	0	51	
Zn	4.29	3.90	2.59	3.28	0.22	0.22	3.64	12.13	14.61	81.8	3	52	

SK0004R		Stara Lesna		Slovakia									
January 2005 - December 2005													
Component	Arit mean	Arit sd	Geom mean	Geom sd	Min	5%	50%	95%	Max	% anal	Num bel	Num sampl	
As	0.70	0.49	0.58	1.84	0.09	0.21	0.57	1.95	2.67	75.0	0	46	
Cd	0.25	0.17	0.21	1.79	0.06	0.08	0.20	0.65	1.01	75.0	0	46	
Cr	1.08	0.92	0.79	2.20	0.18	0.23	0.70	3.64	4.31	75.0	0	46	
Cu	2.08	1.38	1.77	1.76	0.38	0.71	1.78	5.50	8.10	75.0	0	46	
Mn	4.77	2.24	4.28	1.59	1.84	1.90	4.57	9.72	10.33	75.0	0	46	
Ni	0.52	0.42	0.35	2.71	0.03	0.04	0.46	1.64	1.81	75.0	2	46	
Pb	8.12	4.73	6.83	2.00	0.29	3.17	7.67	16.40	28.70	73.3	0	45	
Zn	12.83	7.10	10.38	2.20	0.43	2.08	12.30	28.74	35.50	73.3	0	45	

SK0005R		Liesek		Slovakia									
January 2005 - December 2005													
Component	Arit mean	Arit sd	Geom mean	Geom sd	Min	5%	50%	95%	Max	% anal	Num bel	Num sampl	
As	1.56	1.25	1.21	2.09	0.21	0.31	1.22	4.11	7.08	82.4	0	51	
Cd	0.43	0.20	0.39	1.66	0.12	0.15	0.42	0.79	0.91	82.4	0	51	
Cr	1.00	0.56	0.81	2.21	0.05	0.12	0.93	2.19	2.34	80.7	0	50	
Cu	2.51	0.92	2.36	1.42	1.06	1.23	2.30	4.50	5.44	82.4	0	51	
Mn	18.67	12.94	15.12	1.96	3.33	5.32	14.78	50.52	51.71	79.1	0	49	
Ni	0.69	0.39	0.57	1.98	0.07	0.17	0.65	1.55	1.62	82.4	0	51	
Pb	13.70	5.06	12.89	1.44	5.83	6.73	13.44	23.71	28.56	82.4	0	51	
Zn	26.52	12.71	23.17	1.76	5.50	7.41	24.82	47.53	49.90	82.4	0	51	

SK0006R		Starina		Slovakia									
January 2005 - December 2005													
Component	Arit mean	Arit sd	Geom mean	Geom sd	Min	5%	50%	95%	Max	% anal	Num bel	Num sampl	
As	0.72	0.41	0.62	1.75	0.16	0.21	0.63	1.75	2.18	85.1	0	52	
Cd	0.44	0.42	0.33	2.06	0.11	0.13	0.29	1.69	1.93	85.1	0	52	
Cr	1.11	0.56	0.96	1.76	0.17	0.30	0.99	2.12	3.09	83.5	0	51	
Cu	1.75	0.81	1.59	1.58	0.30	0.80	1.62	3.72	4.63	85.1	0	52	
Mn	4.11	2.13	3.67	1.59	1.42	1.57	3.75	8.54	12.60	81.8	0	50	
Ni	0.75	0.54	0.57	2.57	0.01	0.04	0.68	1.90	3.19	83.5	0	51	
Pb	12.45	8.96	10.43	1.75	4.11	4.79	9.32	41.23	44.37	81.8	0	50	
Zn	14.37	8.38	11.62	2.07	1.70	2.32	13.02	33.69	38.47	85.1	0	52	

SK0007R Topoliniky Slovakia

January 2005 - December 2005

Component	Arit mean	Arit sd	Geom mean	Geom sd	Min	5%	50%	95%	Max	% anal	Num bel	Num sampl
As	0.96	0.62	0.82	1.94	0.09	0.25	0.77	2.36	3.08	78.4	0	49
Cd	0.33	0.23	0.26	2.01	0.05	0.08	0.26	0.88	1.07	78.4	0	49
Cr	1.42	0.63	1.26	1.69	0.28	0.35	1.33	2.77	3.40	78.4	0	49
Cu	3.44	1.31	3.21	1.46	1.31	1.56	3.45	6.39	7.20	78.4	0	49
Mn	6.61	2.83	6.00	1.62	1.11	2.51	6.59	11.99	13.96	78.4	0	49
Ni	1.03	0.50	0.90	1.71	0.19	0.29	0.98	2.14	2.68	78.4	0	49
Pb	14.45	9.34	12.16	1.79	3.37	4.57	12.23	37.41	48.67	78.4	0	49
Zn	19.44	9.97	16.27	1.98	2.54	2.83	18.38	38.03	42.78	78.4	0	49

Annex 3

Annual statistics for POPs in precipitation

BE0014R Koksijde

January 2005 - December 2005

Component	W. mean	Min	Max	Dep	% anal	Num bel	Num sampl
Precip	-	19.2	149.8	1091.4	98.6	0	13
alpha_HCH	0.50	0.50	0.50	545.7	100.0	13	13
dieldrin	1.00	1.00	1.00	1091.4	100.0	13	13
endrin	1.50	1.50	1.50	1637.1	100.0	13	13
gamma_HCH	3.97	1.00	9.00	4333.6	100.0	5	13
heptachlor	1.00	1.00	1.00	1091.4	100.0	13	13
pp_DDD	0.50	0.50	0.50	545.7	100.0	13	13
pp_DDE	1.00	1.00	1.00	1091.4	100.0	13	13
pp_DDT	0.50	0.50	0.50	545.7	100.0	13	13

CZ0003R Kosetice

Czech Republic

January 2005 - December 2005

Component	W. mean	Min	Max	Dep	% anal	Num bel	Num sampl
PCB_101	0.078	0.050	0.600	48.3	100.0	69	82
PCB_118	0.050	0.050	0.050	30.8	100.0	82	82
PCB_138	0.063	0.050	0.700	39.0	100.0	73	82
PCB_153	0.130	0.050	1.400	79.9	100.0	65	82
PCB_180	0.083	0.050	1.100	51.4	100.0	71	82
PCB_28	0.099	0.050	0.900	61.0	100.0	71	82
PCB_52	0.051	0.050	0.100	31.2	100.0	79	82
Precip	-	0.5	40.1	616.0	22.5	0	82
acenaphthene	3.13	0.20	23.70	1931.3	100.0	0	82
acenaphthylene	2.29	0.40	33.60	1410.1	100.0	0	82
benzo_a_anthracene	2.43	0.10	69.40	1495.1	96.3	1	80
benzo_a_pyrene	2.196	0.100	55.500	1352.6	89.0	4	74
benzo_b_fluoranthene	4.57	0.10	97.20	2815.5	90.0	0	76
benzo_k_fluoranthene	2.78	0.10	56.40	1711.5	90.0	0	76
chrysene	8.30	0.30	160.60	5112.1	95.1	0	79
dibenzo_ah_anthracene	0.39	0.10	3.50	240.4	49.7	11	45
gamma_HCH	3.80	0.05	29.20	2338.8	100.0	14	82
phenanthrene	22.72	4.50	347.50	13994.1	100.0	0	82
pp_DDD	0.29	0.05	2.60	178.3	100.0	62	82
pp_DDE	0.17	0.05	1.30	102.6	100.0	43	82
pp_DDT	0.47	0.05	11.00	291.3	100.0	62	82
pyrene	14.84	0.70	250.10	9138.6	100.0	0	82

DE0001R Westerland

Germany

January 2005 - December 2005

Component	W. mean	Min	Max	Dep	% anal	Num bel	Num sampl
HCB	0.06	0.01	0.31	35.8	100.0	0	12
PCB_101	0.040	0.020	0.240	23.0	100.0	0	12
PCB_118	0.031	0.010	0.200	17.8	100.0	0	12
PCB_138	0.068	0.020	0.400	39.2	100.0	0	12
PCB_153	0.043	0.020	0.240	24.5	100.0	0	12
PCB_180	0.024	0.010	0.260	13.6	100.0	0	12
PCB_28	0.042	0.020	0.260	24.3	100.0	0	12
PCB_52	0.022	0.010	0.130	12.9	100.0	0	12
Precip	-	6.2	88.4	575.1	100.0	0	12
alpha_HCH	0.33	0.12	0.86	190.0	100.0	0	12
anthracene	0.34	0.15	2.10	193.0	100.0	0	12
benz_a_anthracene	1.05	0.19	3.69	606.8	100.0	0	12
benzo_a_pyrene	1.496	0.250	7.190	860.4	100.0	0	12
benzo_bjk_fluoranthenes	4.62	0.80	15.80	2660.0	100.0	0	12
benzo_ghi_perylene	1.28	0.39	4.75	735.9	100.0	0	12
dibenzo_ah_anthracene	0.48	0.15	2.10	278.7	100.0	0	12
dieldrin	0.10	0.04	0.27	56.3	100.0	0	12
endrin	0.04	0.02	0.42	24.9	100.0	0	12
fluoranthene	9.15	2.90	25.60	5264.8	100.0	0	12
gamma_HCH	1.37	0.33	3.90	787.2	100.0	0	12
heptachlor	0.02	0.01	0.16	9.5	100.0	0	12
inden_123cd_pyrene	1.28	0.34	5.00	738.5	100.0	0	12
op_DDD	0.01	0.01	0.12	8.0	100.0	0	12
op_DDE	0.02	0.01	0.15	9.8	100.0	0	12
op_DDT	0.03	0.01	0.21	17.1	100.0	0	12
phenanthrene	10.34	2.40	34.30	5946.4	100.0	0	12
pp_DDD	0.02	0.01	0.10	11.0	100.0	0	12
pp_DDE	0.03	0.01	0.18	15.9	100.0	0	12
pp_DDT	0.04	0.02	0.23	22.5	100.0	0	12
pyrene	5.18	0.80	16.40	2980.5	100.0	0	12

DE0009R Zingst Germany

January 2005 - December 2005

Component	W. mean	Min	Max	Dep	% anal	Num bel	Num sampl
HCB	0.07	0.01	0.79	32.3	100.0	0	12
PCB_101	0.235	0.020	3.030	106.7	100.0	0	12
PCB_118	0.069	0.010	0.810	31.4	100.0	0	12
PCB_138	0.157	0.020	1.890	71.0	100.0	0	12
PCB_153	0.239	0.020	3.080	108.4	100.0	0	12
PCB_180	0.095	0.010	1.100	42.9	100.0	0	12
PCB_28	0.117	0.020	0.950	53.0	100.0	0	12
PCB_52	0.080	0.010	0.910	36.3	100.0	0	12
Precip	-	11.0	69.0	453.4	100.0	0	12
alpha_HCH	0.23	0.07	0.38	104.1	100.0	0	12
anthracene	0.73	0.19	1.84	332.6	100.0	0	12
benz_a_anthracene	3.26	0.19	9.62	1477.7	100.0	0	12
benzo_a_pyrene	3.571	0.900	10.700	1619.0	100.0	0	12
benzo_bjk_fluoranthenes	15.95	3.60	45.00	7231.3	100.0	0	12
benzo_ghi_erylene	4.07	0.51	13.36	1843.9	100.0	0	12
dibenzo_ah_anthracene	1.48	0.45	2.92	669.2	100.0	0	12
dielddrin	0.08	0.04	0.12	37.9	100.0	0	12
endrin	0.05	0.03	0.21	22.1	100.0	0	12
fluoranthene	22.88	4.60	50.50	10372.9	100.0	0	12
gamma_HCH	1.21	0.45	2.74	550.0	100.0	0	12
heptachlor	0.02	0.01	0.08	8.6	100.0	0	12
inden_123cd_pyrene	4.27	0.57	13.64	1936.0	100.0	0	12
op_DDD	0.03	0.01	0.12	13.4	100.0	0	12
op_DDE	0.02	0.01	0.07	8.2	100.0	0	12
op_DDT	0.08	0.02	0.29	37.5	100.0	0	12
phenanthrene	22.33	6.40	45.40	10123.3	100.0	0	12
pp_DDD	0.12	0.04	0.63	53.7	100.0	0	12
pp_DDE	0.16	0.02	1.26	74.4	100.0	0	12
pp_DDT	0.37	0.18	1.45	166.2	100.0	0	12
pyrene	15.67	4.60	37.70	7106.3	100.0	0	12

FI0096R Pallas Finland

January 2005 - December 2005

Component	W. mean	Min	Max	Dep	% anal	Num bel	Num sampl
PCB_101	0.032	0.030	0.050	2.8	23.3	0	12
PCB_118	0.027	0.020	0.070	2.3	23.3	0	12
PCB_138	0.031	0.010	0.060	2.6	23.3	0	12
PCB_153	0.030	0.020	0.040	2.5	23.3	0	12
PCB_180	0.025	0.010	0.040	2.1	23.3	0	12
PCB_28	0.005	0.005	0.005	0.4	23.3	12	12
PCB_52	0.047	0.020	0.120	4.0	23.3	0	12
alpha_HCH	0.07	0.01	0.25	5.6	23.3	0	12
anthracene	0.17	0.00	1.00	14.0	23.3	0	12
benzo_a_pyrene	1.400	0.000	4.000	119.0	23.3	0	12
benzo_ghi_erylene	1.73	0.00	7.00	147.0	23.3	2	12
fluoranthene	4.72	1.00	11.00	401.0	23.3	0	12
gamma_HCH	0.08	0.00	0.50	6.7	23.3	0	12
inden_123cd_pyrene	2.47	0.00	9.00	210.0	23.3	3	12
phenanthrene	9.44	3.00	22.00	802.0	23.3	0	12
pyrene	5.63	3.00	11.00	479.0	23.3	0	12

IS0091R		Storhofdi		Iceland				
January 2005 - December 2005								
Component	W. mean	Min	Max	Dep	% anal	Num bel	Num sampl	
HCB	0.02	0.00	1.02	12.4	100.0	4	24	
PCB_101	0.008	0.001	0.100	5.3	100.0	16	24	
PCB_105	0.01	0.00	0.10	3.7	100.0	21	24	
PCB_118	0.008	0.002	0.800	4.8	100.0	15	24	
PCB_138	0.019	0.002	0.820	12.2	100.0	11	24	
PCB_153	0.024	0.002	2.400	15.2	100.0	10	24	
PCB_156	0.00	0.00	0.10	2.6	100.0	22	24	
PCB_180	0.019	0.002	0.760	12.4	100.0	16	24	
PCB_28	0.017	0.003	0.300	10.9	100.0	19	24	
PCB_31	0.013	0.003	0.300	8.3	100.0	19	24	
PCB_52	0.008	0.001	0.340	5.1	100.0	13	24	
Precip	-	0.5	55.0	638.3	99.8	0	24	
alpha_HCH	0.12	0.07	1.24	76.8	100.0	0	24	
beta_HCH	0.01	0.00	0.30	3.7	100.0	23	24	
cis_CD	0.00	0.00	0.10	2.5	100.0	11	24	
dieldrin	0.03	0.01	0.28	18.2	100.0	2	24	
gamma_HCH	0.05	0.02	0.50	32.6	100.0	1	24	
op_DDT	0.01	0.00	0.20	3.4	100.0	23	24	
pp_DDD	0.01	0.00	0.20	3.3	100.0	21	24	
pp_DDE	0.00	0.00	0.20	2.5	100.0	23	24	
pp_DDT	0.01	0.00	0.20	9.1	100.0	15	24	
trans_CD	0.00	0.00	0.10	1.8	100.0	17	24	
trans_NO	0.00	0.00	0.10	2.8	100.0	10	24	
NL0091R		De Zilk		Netherlands				
January 2005 - December 2005								
Component	W. mean	Min	Max	Dep	% anal	Num bel	Num sampl	
Precip	-	24.8	135.0	866.7	84.7	0	12	
gamma_HCH	5.87	5.00	13.00	5088.6	100.0	10	12	
NO0001R		Birkenes		Norway				
January 2005 - December 2005								
Component	W. mean	Min	Max	Dep	% anal	Num bel	Num sampl	
HCB	0.12	0.02	1.62	134.3	100.0	0	56	
PCB_101	0.035	0.008	0.118	40.3	100.0	1	56	
PCB_118	0.028	0.004	0.108	32.3	100.0	2	56	
PCB_138	0.035	0.011	0.145	40.9	100.0	1	56	
PCB_153	0.055	0.014	0.203	64.1	100.0	0	56	
PCB_180	0.018	0.003	0.139	21.2	100.0	3	56	
PCB_28	0.015	0.005	0.055	16.9	100.0	1	56	
PCB_52	0.021	0.007	0.111	24.5	100.0	1	56	
Precip	-	0.0	73.2	1160.6	69.0	1	56	
alpha_HCH	0.27	0.06	0.60	309.7	100.0	0	56	
gamma_HCH	0.72	0.09	3.80	836.6	100.0	0	56	
SE0012R		Aspvreten		Sweden				
January 2005 - December 2005								
Component	W. mean	Min	Max	Dep	% anal	Num bel	Num sampl	
PCB_101	0.020	0.010	0.040	2.4	33.4	0	9	
PCB_118	0.017	0.010	0.040	2.0	33.4	0	9	
PCB_138	0.023	0.010	0.050	2.8	33.4	2	9	
PCB_153	0.020	0.010	0.050	2.5	33.4	2	9	
PCB_180	0.017	0.005	0.040	2.0	33.4	2	9	
PCB_28	0.040	0.010	0.130	5.3	36.2	0	10	
PCB_52	0.027	0.000	0.090	3.3	33.4	0	9	
anthracene	1.14	0.00	2.00	150.0	36.2	1	10	
benzo_a_pyrene	4.697	1.000	10.000	620.0	36.2	1	10	
benzo_ghi_perylene	4.81	1.00	8.00	635.0	36.2	1	10	
fluoranthene	29.20	3.00	68.00	3855.0	36.2	0	10	
inden_123cd_pyrene	7.19	1.00	14.00	949.0	36.2	1	10	
phenanthrene	20.45	4.00	44.00	2700.0	36.2	0	10	
pyrene	16.18	0.00	39.00	2136.0	36.2	0	10	

SE0014R Råö Sweden

January 2005 - December 2005

Component	W. mean	Min	Max	Dep	% anal	Num bel	Num sampl
PCB_101	0.086	0.040	0.130	33.5	100.0	0	13
PCB_118	0.103	0.050	0.250	39.4	100.0	0	13
PCB_138	0.268	0.120	0.450	108.7	100.0	0	13
PCB_153	0.255	0.140	0.390	100.8	100.0	0	13
PCB_180	0.235	0.110	0.540	90.7	100.0	0	13
PCB_28	0.005	0.005	0.005	2.0	100.0	13	13
PCB_52	0.069	0.005	0.230	33.0	100.0	1	13
alpha_HCH	0.18	0.05	0.46	72.4	100.0	0	13
anthracene	0.50	0.00	1.00	217.0	100.0	0	13
benzo_a_pyrene	4.245	2.000	11.000	1789.0	100.0	0	13
benzo_ghi_perylene	3.26	1.00	11.00	1560.0	100.0	0	13
fluoranthene	19.54	6.00	40.00	8349.0	100.0	0	13
gamma_HCH	0.52	0.12	1.28	197.1	100.0	0	13
inden_123cd_pyrene	5.11	2.00	15.00	2273.0	100.0	0	13
phenanthrene	26.29	6.00	101.00	10448.0	100.0	0	13
pyrene	11.93	5.00	24.00	5145.0	100.0	0	13

Annex 4

Annual statistics for POPs in air

CZ0003R Kosetice Czech Republic

January 2005 - December 2005

Component	Arit mean	Arit sd	Geom mean	Geom sd	Min	5%	50%	95%	Max	% anal	Num bel	Num sampl
PCB_101	10.519	17.237	5.923	2.536	1.250	1.737	5.000	55.050	95.250	14.2	0	52
PCB_118	2.341	3.455	1.374	2.618	0.500	0.500	1.250	10.138	21.250	14.2	20	52
PCB_138	7.572	5.469	6.043	1.994	1.250	1.737	6.000	20.350	29.000	14.2	0	52
PCB_153	10.401	9.339	7.458	2.427	0.500	1.250	9.000	25.150	58.600	14.2	1	52
PCB_180	5.020	4.920	3.490	2.485	0.500	0.500	4.000	15.100	30.250	14.0	5	51
PCB_28	11.644	9.265	8.991	2.200	0.500	1.900	9.125	27.500	59.250	14.2	1	52
PCB_52	15.130	8.238	12.680	1.949	1.250	2.900	13.625	31.450	38.250	14.2	0	52
alpha_HCH	17.94	17.53	12.34	2.68	0.50	1.48	13.75	41.19	116.25	14.2	2	52
benzo_a_pyrene	0.417	0.615	0.118	7.029	0.002	0.002	0.230	2.123	2.687	14.2	4	52
fluoranthene	2.42	2.80	1.35	3.05	0.18	0.22	1.50	8.83	12.37	14.2	0	52
fluorene	2.96	3.67	1.52	3.23	0.17	0.22	1.22	12.41	13.52	14.2	0	52
gamma_HCH	29.00	22.97	22.14	2.15	2.00	7.65	23.62	72.24	132.00	14.2	0	52
phenanthrene	5.88	6.37	3.58	2.71	0.48	0.76	2.89	21.61	24.74	14.2	0	52
pp_DDD	5.42	5.06	3.10	3.33	0.50	0.50	4.62	17.35	22.25	14.2	12	52
pp_DDE	22.25	10.08	19.98	1.62	6.00	8.46	21.00	43.26	47.25	14.2	0	52
pp_DDT	8.22	6.35	6.04	2.34	0.50	1.16	7.12	24.35	25.00	14.2	1	52
pyrene	1.94	2.34	1.01	3.35	0.12	0.13	1.08	8.28	9.47	14.2	0	52

FI0096R Pallas Finland

January 2005 - December 2005

Component	Arit mean	Arit sd	Geom mean	Geom sd	Min	5%	50%	95%	Max	% anal	Num bel	Num sampl
PCB_101	0.769	0.535	0.653	1.772	0.311	0.311	0.574	2.137	2.137	23.3	0	12
PCB_118	0.264	0.201	0.219	1.847	0.083	0.083	0.204	0.792	0.792	23.3	0	12
PCB_138	0.243	0.166	0.195	2.064	0.051	0.051	0.202	0.616	0.616	23.3	0	12
PCB_153	0.290	0.156	0.257	1.666	0.102	0.102	0.246	0.641	0.641	23.3	0	12
PCB_180	0.053	0.040	0.042	2.047	0.015	0.015	0.035	0.142	0.142	23.3	2	12
PCB_28	1.943	0.977	1.749	1.628	0.787	0.787	1.845	3.817	3.817	23.3	0	12
PCB_52	1.536	0.934	1.339	1.711	0.645	0.645	1.255	3.626	3.626	23.3	0	12
alpha_HCH	9.88	3.42	9.40	1.40	6.00	6.00	9.00	15.00	15.00	23.3	0	12
anthracene	0.01	0.00	0.00	2.09	0.00	0.00	0.00	0.01	0.01	23.3	0	12
benz_a_anthracene	0.01	0.01	0.01	2.66	0.00	0.00	0.01	0.05	0.05	23.3	0	12
benzo_a_pyrene	0.013	0.018	0.006	3.670	0.001	0.001	0.005	0.064	0.064	23.3	0	12
benzo_b_fluoranthene	0.03	0.03	0.01	2.78	0.01	0.01	0.01	0.12	0.12	23.3	0	12
benzo_k_fluoranthene	0.01	0.01	0.01	2.72	0.00	0.00	0.01	0.05	0.05	23.3	0	12
benzo_ghi_perylene	0.01	0.02	0.01	3.13	0.00	0.00	0.01	0.07	0.07	23.3	0	12
chrysene_triphenylene	0.04	0.03	0.03	2.32	0.01	0.01	0.02	0.11	0.11	23.3	0	12
fluoranthene	0.14	0.13	0.10	2.14	0.04	0.04	0.07	0.48	0.48	23.3	0	12
gamma_HCH	2.74	0.87	2.63	1.36	2.00	2.00	2.50	4.00	4.00	23.3	0	12
inden_123cd_pyrene	0.02	0.02	0.01	3.08	0.00	0.00	0.01	0.09	0.09	23.3	0	12
phenanthrene	0.40	0.26	0.34	1.73	0.17	0.17	0.28	1.11	1.11	23.3	0	12
pp_DDD	0.11	0.08	0.08	2.36	0.03	0.03	0.07	0.27	0.27	23.3	3	12
pp_DDE	0.58	0.35	0.51	1.70	0.25	0.25	0.53	1.45	1.45	23.3	0	12
pp_DDT	0.25	0.08	0.24	1.40	0.13	0.13	0.24	0.37	0.37	23.3	0	12
pyrene	0.08	0.08	0.06	2.10	0.03	0.03	0.04	0.29	0.29	23.3	0	12

GB0014R High Muffles United Kingdom

January 2005 - December 2005

Component	Arit mean	Arit sd	Geom mean	Geom sd	Min	5%	50%	95%	Max	% anal	Num bel	Num sampl
PCB_101	2.503	0.920	2.378	1.440	1.600	1.600	2.350	3.700	3.700	99.9	0	4
PCB_118	0.656	0.308	0.609	1.535	0.400	0.400	0.560	1.100	1.100	99.9	0	4
PCB_138	0.906	0.312	0.866	1.410	0.600	0.600	0.860	1.300	1.300	99.9	0	4
PCB_153	0.752	0.860	0.251	7.414	0.040	0.040	0.575	1.800	1.800	99.9	2	4
PCB_180	0.158	0.105	0.132	1.998	0.060	0.060	0.135	0.300	0.300	99.9	1	4
PCB_28	10.894	5.554	10.000	1.574	6.700	6.700	8.900	19.000	19.000	99.9	0	4
PCB_52	5.031	1.746	4.806	1.410	3.300	3.300	4.750	7.300	7.300	99.9	0	4
anthracene	0.05	0.05	0.03	3.44	0.01	0.01	0.03	0.12	0.12	99.9	0	4
benz_a_anthracene	0.04	0.05	0.02	3.10	0.01	0.01	0.01	0.11	0.11	99.9	0	4
benzo_a_pyrene	0.025	0.030	0.016	2.646	0.010	0.010	0.010	0.070	0.070	99.9	0	4
benzo_ghi_perylene	0.04	0.05	0.02	3.32	0.01	0.01	0.01	0.11	0.11	99.9	0	4
chrysene	0.07	0.09	0.04	3.55	0.01	0.01	0.03	0.21	0.21	99.9	0	4
fluoranthene	0.59	0.30	0.54	1.61	0.36	0.36	0.49	1.00	1.00	99.9	0	4
inden_123cd_pyrene	0.04	0.05	0.02	3.32	0.01	0.01	0.01	0.11	0.11	99.9	0	4
phenanthrene	2.98	1.20	2.81	1.46	1.90	1.90	2.65	4.70	4.70	99.9	0	4
pyrene	0.36	0.15	0.35	1.43	0.28	0.28	0.29	0.59	0.59	99.9	0	4

IS0091R Storhofdi Iceland

January 2005 - December 2005

Component	Arit mean	Arit sd	Geom mean	Geom sd	Min	5%	50%	95%	Max	% anal	Num bel	Num sampl
HCB	2.00	0.69	1.92	1.34	1.20	1.21	1.98	4.01	4.05	99.8	0	24
PCB_101	0.498	0.267	0.425	1.873	0.070	0.088	0.455	1.102	1.130	99.8	1	24
PCB_105	0.07	0.01	0.07	1.12	0.06	0.06	0.07	0.10	0.10	99.8	24	24
PCB_118	0.121	0.054	0.111	1.522	0.060	0.062	0.130	0.273	0.300	99.8	22	24
PCB_138	0.083	0.034	0.078	1.341	0.060	0.060	0.070	0.195	0.200	99.8	22	24
PCB_153	0.119	0.106	0.095	1.824	0.060	0.060	0.070	0.445	0.490	99.8	19	24
PCB_156	0.07	0.01	0.07	1.12	0.06	0.06	0.07	0.10	0.10	99.8	24	24
PCB_180	0.114	0.116	0.090	1.807	0.060	0.060	0.070	0.503	0.540	99.8	20	24
PCB_28	2.860	1.439	2.528	1.698	0.690	0.810	2.490	6.147	6.160	99.8	0	24
PCB_31	2.362	1.345	2.004	1.856	0.490	0.553	2.295	5.542	5.660	99.8	0	24
PCB_52	1.522	0.801	1.285	1.963	0.140	0.237	1.370	3.065	3.150	99.8	1	24
alpha_HCH	2.69	1.14	2.48	1.52	0.99	1.01	2.67	5.68	5.90	99.8	0	24
beta_HCH	0.18	0.04	0.17	1.26	0.13	0.13	0.19	0.26	0.27	99.8	24	24
cis_CD	0.12	0.12	0.09	1.78	0.06	0.06	0.07	0.51	0.56	99.8	19	24
dieldrin	0.10	0.09	0.08	1.60	0.06	0.06	0.07	0.42	0.51	99.8	21	24
gamma_HCH	3.81	1.55	3.48	1.57	1.21	1.24	3.58	6.95	7.29	99.8	0	24
op_DDT	0.11	0.04	0.10	1.45	0.06	0.06	0.11	0.18	0.19	99.8	24	24
pp_DDD	0.14	0.01	0.14	1.10	0.13	0.13	0.14	0.19	0.19	99.8	24	24
pp_DDE	0.16	0.07	0.14	1.61	0.07	0.07	0.14	0.33	0.34	99.8	18	24
pp_DDT	0.14	0.01	0.14	1.10	0.13	0.13	0.14	0.19	0.19	99.8	24	24
trans_CD	0.08	0.04	0.08	1.33	0.06	0.06	0.07	0.21	0.23	99.8	22	24
trans_NO	0.08	0.04	0.07	1.32	0.06	0.06	0.07	0.21	0.25	99.8	23	24

LV0010R Rucava Latvia

January 2005 - December 2005

Component	Arit mean	Arit sd	Geom mean	Geom sd	Min	5%	50%	95%	Max	% anal	Num bel	Num sampl
benzo_a_pyrene	0.334	0.402	0.116	6.863	0.002	0.002	0.195	1.180	1.180	100.0	0	12

LV0016R Zoseni Latvia

January 2005 - December 2005

Component	Arit mean	Arit sd	Geom mean	Geom sd	Min	5%	50%	95%	Max	% anal	Num bel	Num sampl
benzo_a_pyrene	0.048	0.059	0.019	5.183	0.002	0.002	0.025	0.170	0.170	100.0	3	12

NO0001R Birkenes Norway

January 2005 - December 2005

Component	Arit mean	Arit sd	Geom mean	Geom sd	Min	5%	50%	95%	Max	% anal	Num bel	Num sampl
HCB	64.08	13.12	62.85	1.22	32.77	45.90	61.92	88.91	113.81	14.2	0	52
PCB_101	1.060	0.886	0.846	1.896	0.216	0.339	0.768	3.150	5.357	14.2	0	52
PCB_118	0.578	1.190	0.314	2.431	0.060	0.098	0.268	2.839	6.672	14.2	0	52
PCB_138	0.746	1.618	0.381	2.554	0.070	0.106	0.304	3.457	9.622	14.2	0	52
PCB_153	1.288	2.955	0.639	2.574	0.111	0.175	0.508	5.829	18.440	14.2	0	52
PCB_180	0.273	0.528	0.146	2.567	0.033	0.045	0.118	1.300	3.359	14.2	1	52
PCB_28	1.545	0.904	1.360	1.624	0.619	0.754	1.272	3.754	5.095	14.2	0	52
PCB_52	1.472	0.823	1.304	1.607	0.503	0.740	1.211	3.476	4.548	14.2	0	52
alpha_HCH	12.75	7.64	10.98	1.72	3.52	5.25	10.58	29.13	41.74	14.2	0	52
gamma_HCH	8.88	9.51	6.20	2.24	1.72	1.90	5.99	30.05	54.09	14.2	0	52

N00042G Zeppelin, Spitsbergen Norway

January 2005 - December 2005

Component	Arit mean	Arit sd	Geom mean	Geom sd	Min	5%	50%	95%	Max	% anal	Num bel	Num sampl
HCb	67.38	7.37	66.97	1.12	47.52	55.81	68.68	78.60	83.02	28.5	0	52
N1methylnaphtalene	0.11	0.18	0.04	3.59	0.01	0.01	0.03	0.45	1.05	28.9	0	53
N1methylphenanthrene	0.00	0.00	0.00	1.68	0.00	0.00	0.00	0.01	0.01	28.9	0	53
N2methylanthracene	0.00	0.00	0.00	1.37	0.00	0.00	0.00	0.00	0.01	28.9	51	53
N2methylnaphtalene	0.13	0.21	0.06	3.10	0.02	0.02	0.04	0.55	1.21	28.9	0	53
N2methylphenanthrene	0.01	0.00	0.01	1.75	0.00	0.00	0.01	0.01	0.02	28.9	0	53
N3methylphenanthrene	0.01	0.00	0.00	1.80	0.00	0.00	0.00	0.01	0.01	28.9	0	53
N9methylphenanthrene	0.00	0.00	0.00	1.83	0.00	0.00	0.00	0.01	0.01	28.9	0	53
PCB_101	0.393	0.112	0.379	1.317	0.204	0.225	0.369	0.609	0.785	28.5	0	52
PCB_105	0.04	0.02	0.03	1.68	0.01	0.01	0.03	0.07	0.12	28.5	1	52
PCB_114	0.01	0.00	0.01	1.00	0.01	0.01	0.01	0.01	0.01	28.5	52	52
PCB_118	0.123	0.059	0.110	1.611	0.038	0.045	0.109	0.220	0.349	28.5	0	52
PCB_122	0.01	0.00	0.01	1.03	0.01	0.01	0.01	0.01	0.01	28.5	51	52
PCB_123	0.01	0.00	0.01	1.01	0.01	0.01	0.01	0.01	0.01	28.5	51	52
PCB_128	0.02	0.01	0.02	1.57	0.01	0.01	0.01	0.04	0.08	28.5	12	52
PCB_138	0.111	0.066	0.098	1.611	0.037	0.045	0.095	0.227	0.449	28.5	0	52
PCB_141	0.03	0.01	0.02	1.48	0.01	0.01	0.02	0.04	0.07	28.5	2	52
PCB_149	0.188	0.062	0.179	1.349	0.089	0.104	0.179	0.288	0.460	28.5	0	52
PCB_153	0.177	0.104	0.158	1.586	0.060	0.072	0.156	0.377	0.703	28.5	0	52
PCB_156	0.01	0.00	0.01	1.21	0.01	0.01	0.01	0.02	0.03	28.5	44	52
PCB_157	0.01	0.00	0.01	1.00	0.01	0.01	0.01	0.01	0.01	28.5	52	52
PCB_167	0.01	0.00	0.01	1.10	0.01	0.01	0.01	0.01	0.02	28.5	51	52
PCB_170	0.01	0.01	0.01	1.50	0.01	0.01	0.01	0.03	0.06	28.5	31	52
PCB_18	4.582	2.003	4.098	1.656	1.360	1.590	4.613	8.457	8.764	28.5	0	52
PCB_180	0.037	0.027	0.031	1.729	0.010	0.014	0.028	0.105	0.165	28.5	0	52
PCB_183	0.01	0.01	0.01	1.40	0.01	0.01	0.01	0.03	0.05	28.5	0	52
PCB_187	0.03	0.01	0.03	1.44	0.01	0.02	0.03	0.06	0.09	28.5	0	52
PCB_189	0.01	0.00	0.01	1.00	0.01	0.01	0.01	0.01	0.01	28.5	52	52
PCB_194	0.01	0.00	0.01	1.12	0.01	0.01	0.01	0.01	0.02	28.5	43	52
PCB_206	0.01	0.00	0.01	1.00	0.01	0.01	0.01	0.01	0.01	28.5	51	52
PCB_209	0.01	0.00	0.01	1.13	0.01	0.01	0.01	0.01	0.02	28.5	49	52
PCB_28	2.838	1.223	2.569	1.595	0.841	1.127	2.737	5.276	5.836	28.5	0	52
PCB_31	2.712	1.168	2.456	1.591	0.853	1.073	2.671	5.044	5.661	28.5	0	52
PCB_33	2.09	0.93	1.88	1.60	0.62	0.78	2.00	4.10	4.70	28.5	0	52
PCB_37	0.23	0.11	0.21	1.54	0.09	0.10	0.22	0.48	0.70	28.5	0	52
PCB_47	0.52	0.17	0.49	1.32	0.29	0.33	0.47	0.81	1.36	28.5	0	52
PCB_52	1.068	0.257	1.041	1.253	0.663	0.725	1.043	1.582	2.018	28.5	0	52
PCB_66	0.25	0.08	0.24	1.32	0.15	0.16	0.23	0.41	0.63	28.5	0	52
PCB_74	0.17	0.06	0.17	1.33	0.10	0.11	0.15	0.28	0.42	28.5	0	52
PCB_99	0.15	0.06	0.14	1.45	0.06	0.07	0.14	0.27	0.33	28.5	0	52
acenaphthene	0.01	0.01	0.00	2.52	0.00	0.00	0.00	0.03	0.04	28.9	0	53
acenaphthylene	0.00	0.00	0.00	1.44	0.00	0.00	0.00	0.00	0.01	28.9	8	53
alpha_HCH	15.35	3.69	14.86	1.30	7.73	8.43	15.72	20.90	21.22	28.5	0	52
anthanthrene	0.00	0.00	0.00	1.16	0.00	0.00	0.00	0.00	0.00	28.9	50	53
anthracene	0.00	0.00	0.00	1.78	0.00	0.00	0.00	0.01	0.01	28.9	1	53
benz_a_anthracene	0.00	0.00	0.00	2.30	0.00	0.00	0.00	0.01	0.02	28.9	25	53
benzo_a_fluoranthene	0.00	0.01	0.00	2.08	0.00	0.00	0.00	0.01	0.04	28.9	38	53
benzo_a_fluorene	0.00	0.01	0.00	2.33	0.00	0.00	0.00	0.02	0.03	28.9	29	53
benzo_a_pyrene	0.003	0.004	0.002	2.246	0.001	0.001	0.001	0.011	0.021	28.9	32	53
benzo_b_fluorene	0.00	0.00	0.00	2.05	0.00	0.00	0.00	0.01	0.01	28.9	12	53
benzo_b_k_fluoranthenes	0.01	0.03	0.01	4.47	0.00	0.00	0.00	0.07	0.16	28.9	2	53
benzo_e_pyrene	0.01	0.01	0.00	3.11	0.00	0.00	0.00	0.03	0.03	28.9	13	53
benzo_ghi_fluoranthene	0.00	0.00	0.00	2.41	0.00	0.00	0.00	0.01	0.02	28.9	6	53
benzo_ghi_perylene	0.01	0.01	0.00	2.91	0.00	0.00	0.00	0.02	0.03	28.9	10	53
biphenyl	0.44	0.58	0.14	5.59	0.01	0.01	0.13	1.63	2.84	28.9	0	53
chrysene_triphenylene	0.01	0.01	0.00	3.88	0.00	0.00	0.00	0.05	0.07	28.9	2	53
cis_CD	0.61	0.12	0.60	1.22	0.39	0.43	0.60	0.85	0.90	28.5	0	52
cis_NO	0.06	0.03	0.05	1.72	0.02	0.02	0.05	0.11	0.12	28.5	8	52
coronene	0.00	0.00	0.00	2.33	0.00	0.00	0.00	0.01	0.02	28.9	30	53
cyclopenta_cd_pyrene	0.00	0.00	0.00	1.42	0.00	0.00	0.00	0.00	0.01	28.9	39	53
dibenzo_ac_ah_anthracenes	0.00	0.00	0.00	1.37	0.00	0.00	0.00	0.00	0.01	28.9	29	53
dibenzo_ae_pyrene	0.00	0.00	0.00	1.37	0.00	0.00	0.00	0.00	0.01	28.9	45	53
dibenzo_ah_pyrene	0.00	0.00	0.00	1.00	0.00	0.00	0.00	0.00	0.00	28.9	53	53
dibenzo_ai_pyrene	0.00	0.00	0.00	1.25	0.00	0.00	0.00	0.00	0.01	28.9	51	53
dibenzofuran	0.58	0.71	0.24	4.53	0.02	0.03	0.18	2.10	3.05	28.9	0	53
dibenzothiophene	0.01	0.01	0.00	3.20	0.00	0.00	0.00	0.05	0.06	28.9	1	53
fluoranthene	0.03	0.04	0.02	2.83	0.00	0.01	0.01	0.15	0.17	28.9	0	53
fluorene	0.22	0.34	0.07	4.62	0.01	0.01	0.04	1.10	1.61	28.9	0	53
gamma_HCH	2.42	0.75	2.31	1.36	1.07	1.48	2.32	3.89	4.26	28.5	0	52
inden_123cd_pyrene	0.00	0.01	0.00	2.88	0.00	0.00	0.00	0.02	0.04	28.9	23	53
naphtalene	0.46	0.71	0.20	3.51	0.05	0.05	0.10	1.81	3.81	28.9	0	53
op_DDD	0.02	0.01	0.02	1.77	0.01	0.01	0.01	0.04	0.06	28.5	18	52
op_DDE	0.09	0.08	0.06	2.73	0.01	0.01	0.05	0.24	0.33	28.5	0	52
op_DDT	0.19	0.14	0.15	2.05	0.05	0.05	0.14	0.47	0.64	28.5	0	52
perylene	0.00	0.00	0.00	1.33	0.00	0.00	0.00	0.00	0.00	28.9	28	53
phenanthrene	0.06	0.07	0.04	2.36	0.01	0.01	0.04	0.24	0.33	28.9	0	53
pp_DDD	0.03	0.02	0.02	1.82	0.01	0.01	0.02	0.07	0.15	28.5	5	52
pp_DDE	0.59	0.66	0.34	2.95	0.05	0.07	0.33	2.08	3.01	28.5	0	52
pp_DDT	0.09	0.08	0.07	2.19	0.02	0.02	0.07	0.23	0.40	28.5	0	52
pyrene	0.02	0.02	0.01	2.26	0.00	0.00	0.01	0.08	0.09	28.9	0	53
retene	0.00	0.00	0.00	1.56	0.00	0.00	0.00	0.01	0.01	28.9	0	53
sum_DDT	1.01	0.95	0.69	2.43	0.16	0.19	0.60	2.98	4.50	28.5	0	52
sum_PCB	25.67	9.09	24.07	1.45	11.34	12.64	24.46	46.01	46.29	28.5	0	52
sum_heptachlor_PCB	0.11	0.07	0.10	1.66	0.04	0.04	0.09	0.27	0.43	28.5	0	52
sum_hexachlor_PCB	0.80	0.36	0.74	1.51	0.30	0.33	0.74	1.55	2.09	28.5	0	52
sum_pentachlor_PCB	1.22	0.41	1.15	1.40	0.51	0.60	1.11	2.09	2.39	28.5	0	52
sum_tetrachlor_PCB	4.71	1.36	4.55	1.29	2.81	3.16	4.39	7.04	11.09	28.5	0	52
sum_trichlor_PCB	18.80	8.10	16.94	1.62	5.58	6.86	19.07	34.05	37.32	28.5	0	52
trans_CD	0.25	0.13	0.21	1.77	0.08	0.09	0.23	0.49	0.55	28.5	0	52
trans_NO	0.55	0.12	0.54	1.24	0.34	0.40	0.55	0.80	0.88	28.5	0	52

SE0012R Aspveten Sweden

January 2005 - December 2005

Component	Arit mean	Arit sd	Geom mean	Geom sd	Min	5%	50%	95%	Max	% anal	Num bel	Num sampl
PCB_101	1.341	1.029	1.010	2.231	0.403	0.403	0.932	3.083	3.083	19.2	0	10
PCB_118	0.442	0.329	0.337	2.183	0.134	0.134	0.293	0.991	0.991	21.1	0	11
PCB_138	0.471	0.288	0.393	1.899	0.184	0.184	0.411	0.861	0.861	21.1	0	11
PCB_153	0.575	0.372	0.468	1.982	0.196	0.196	0.509	1.121	1.121	21.1	0	11
PCB_180	0.141	0.071	0.127	1.614	0.069	0.069	0.112	0.288	0.288	21.1	0	11
PCB_28	1.006	0.394	0.947	1.424	0.583	0.583	1.008	1.981	1.981	21.1	0	11
PCB_52	1.110	0.544	1.000	1.609	0.513	0.513	0.901	2.216	2.216	21.1	0	11
anthracene	0.03	0.03	0.01	3.40	0.00	0.00	0.01	0.09	0.09	23.0	1	12
benz_a_anthracene	0.06	0.07	0.02	4.30	0.00	0.00	0.04	0.21	0.21	21.1	0	11
benzo_a_pyrene	0.054	0.047	0.036	2.595	0.011	0.011	0.026	0.136	0.136	21.1	0	11
benzo_ghi_perylene	0.07	0.06	0.04	3.51	0.00	0.00	0.05	0.17	0.17	23.0	1	12
fluoranthene	0.56	0.44	0.38	2.63	0.11	0.11	0.53	1.36	1.36	23.0	0	12
inden_123cd_pyrene	0.10	0.10	0.06	3.65	0.01	0.01	0.07	0.28	0.28	23.0	0	12
phenanthrene	0.99	0.88	0.77	1.96	0.36	0.36	0.60	3.38	3.38	23.0	0	12
pp_DDE	1.59	0.71	1.45	1.58	0.66	0.66	1.64	3.23	3.23	21.1	0	11
pyrene	0.31	0.30	0.16	3.88	0.01	0.01	0.20	0.96	0.96	23.0	0	12

SE0014R Råö Sweden

January 2005 - December 2005

Component	Arit mean	Arit sd	Geom mean	Geom sd	Min	5%	50%	95%	Max	% anal	Num bel	Num sampl
PCB_101	1.896	0.971	1.660	1.637	0.732	0.776	1.705	4.245	4.783	96.4	0	26
PCB_118	0.695	0.358	0.609	1.620	0.263	0.283	0.639	1.626	1.856	96.4	0	26
PCB_138	1.279	0.743	1.091	1.702	0.490	0.504	1.088	3.172	3.566	96.4	0	26
PCB_153	1.598	0.891	1.376	1.680	0.613	0.634	1.352	3.820	4.311	96.4	0	26
PCB_180	0.498	0.266	0.430	1.654	0.170	0.181	0.410	1.180	1.329	96.4	0	26
PCB_28	1.539	0.496	1.193	3.768	0.002	0.287	1.484	2.359	2.421	96.4	0	26
PCB_52	1.741	0.559	1.650	1.359	0.918	0.985	1.638	3.089	3.465	96.4	0	26
alpha_HCH	7.98	2.30	7.60	1.34	5.00	5.00	8.00	12.00	12.00	96.4	0	26
anthracene	0.02	0.02	0.01	3.21	0.00	0.00	0.02	0.08	0.08	96.4	0	26
benz_a_anthracene	0.08	0.11	0.04	3.83	0.00	0.00	0.04	0.43	0.49	96.4	0	26
benzo_a_pyrene	0.085	0.099	0.045	3.439	0.004	0.004	0.055	0.386	0.438	96.4	0	26
benzo_b_fluoranthene	0.15	0.20	0.08	3.46	0.01	0.01	0.09	0.80	0.94	96.4	0	26
benzo_ghi_perylene	0.09	0.10	0.04	3.91	0.00	0.01	0.06	0.38	0.42	96.4	0	26
benzo_k_fluoranthene	0.07	0.09	0.03	3.85	0.00	0.00	0.04	0.33	0.38	96.4	0	26
chrysene	0.17	0.20	0.10	3.01	0.01	0.01	0.12	0.79	0.93	96.4	0	26
fluoranthene	0.52	0.59	0.32	2.79	0.09	0.09	0.44	2.37	2.80	96.4	0	26
gamma_HCH	6.43	3.12	5.53	1.75	2.00	2.00	6.50	11.65	12.00	96.4	0	26
inden_123cd_pyrene	0.11	0.14	0.05	3.88	0.01	0.01	0.06	0.53	0.61	96.4	0	26
phenanthrene	1.23	0.98	0.92	2.23	0.28	0.30	1.16	3.79	4.05	96.4	0	26
pp_DDD	0.13	0.10	0.10	1.98	0.03	0.03	0.09	0.41	0.50	96.4	0	26
pp_DDE	2.69	1.93	2.21	1.81	0.68	0.77	2.05	8.50	9.58	96.4	0	26
pp_DDT	1.12	0.72	0.90	1.95	0.22	0.24	0.91	2.88	3.06	96.4	0	26
pyrene	0.35	0.39	0.22	2.97	0.00	0.02	0.34	1.52	1.78	96.4	0	26

Annex 5

Monthly and annual mean values for heavy metals in precipitation

Site	Comp	jan	Febr	Mar	Apr	May	June	Jul	Aug	Sept	Oct	Nov	Dec	Annual
FI0008R	aluminium	2.59	6.25	7.92	5.23	5.53	8.58	2.93	3.94	2.40	2.41	3.94	1.00	3.94
FI0017R	aluminium	22.32	436.21		30.49	43.91	14.26	18.84	10.19	36.91	25.87	73.03	31.30	32.10
FI0022R	aluminium	2.16	5.00	22.55	2.47	6.88	14.03	7.75	4.97	1.36	3.88	3.00	0.92	4.79
FI0036R	aluminium	1.77	3.76	10.65	4.83	3.69	10.34	3.09	9.00	1.07	4.90	6.16	0.55	4.24
FI0053R	aluminium	6.21	90.01	146.76	5.79	25.79	45.78	11.61	8.48	4.19	11.66	10.11	8.74	12.31
FI0092R	aluminium	2.40	10.93	18.30	9.22	14.02	14.98	15.89	6.82	11.94	5.63	2.62	1.57	8.41
FI0093R	aluminium	6.05	23.37	120.74	22.21	21.38	7.19	11.80	7.40	8.85	3.85	3.39	2.82	8.50
IE0001R	aluminium	5.00	26.00	14.00	5.00	18.00	31.00	78.00	20.00	12.00	38.00	13.00	5.00	18.74
IS0090R	aluminium	76.31	136.24	1624.38	281.57	299.45	549.02	181.48	112.93	320.31	180.93	783.53	185.09	329.73
IS0091R	aluminium	199.89	125.28	907.61	145.87	869.48	325.34	60.85	43.12	256.57	171.00	126.91	115.80	206.32
BE0014R	arsenic	0.26	0.27	0.27	0.27	0.26	0.27	0.27	0.26	0.27	0.27	0.26	0.27	0.27
DE0001R	arsenic	0.23	0.17	0.12	0.24	0.14	0.12	0.11	0.07	0.10	0.07	0.10	0.09	0.12
DE0002R	arsenic	0.09	0.20	0.11	0.36	0.09	0.19	0.09	0.07	0.09	0.06	0.04	0.06	0.10
DE0003R	arsenic	0.06	0.07	0.11	0.11	0.07	0.08	0.07	0.07	0.07	0.04	0.05	0.04	0.07
DE0007R	arsenic	0.08	0.11	0.15	0.14	0.08	0.15	0.10	0.11	0.06	0.04	0.09	0.07	0.09
DE0008R	arsenic	0.09	0.13	0.14	0.35	0.07	0.08	0.08	0.10	0.09	0.09	0.09	0.09	0.11
DE0009R	arsenic	0.09	0.18	0.11	0.10	0.09	0.11	0.11	0.07	0.12	0.04	0.09	0.08	0.09
DK0008R	arsenic	0.42	0.29	0.22	0.34	0.29	0.15	0.13	0.10	0.14	0.13	0.18	0.24	0.19
DK0020R	arsenic	0.07	0.24	0.19	0.68	0.21	0.17	0.15	0.09	0.12	0.11	0.12		0.15
DK0022R	arsenic	0.09	0.19	0.18	0.23	0.16	0.09	0.10	0.05	0.14	0.09	0.10	0.20	0.12
DK0031R	arsenic	0.05	0.09	0.14	0.25	0.13	0.12	0.13	0.06	0.14	0.04	0.05	0.07	0.09
EE0009R	arsenic	0.26	0.63	0.62	0.37	0.76	0.50	0.50	2.44	0.91	1.08	0.50	0.01	0.83
EE0011R	arsenic	1.30	0.50	-	-	-	-	-	-	-	-	-	-	-
ES0008R	arsenic	0.13	0.19	0.28	0.46	0.27	0.54	0.17	0.20	0.56	0.20	0.23	0.59	0.30
ES0009R	arsenic	0.49	0.67	0.24	0.14	0.17	0.22	0.51	0.30	3.00	1.49	0.26	0.75	0.58
FI0008R	arsenic	0.07	0.14	0.13	0.13	0.11	0.05	0.03	0.13	0.07	0.04	0.05	0.02	0.07
FI0017R	arsenic	0.19	2.79		0.18	0.15	0.11	0.04	0.14	0.23	0.38	0.34	0.20	0.19
FI0022R	arsenic	0.09	0.19	1.11	0.05	0.08	0.09	0.04	0.19	0.05	0.07	0.10	0.05	0.09
FI0036R	arsenic	0.03	0.10	0.12	0.06	0.09	0.05	0.07	0.12	0.06	0.15	0.07	0.05	0.07
FI0053R	arsenic	0.08	0.71	1.25	0.13	0.16	0.09	0.05	0.06	0.05	0.14	0.21	0.05	0.10
FI0092R	arsenic	0.05	0.32	0.13	0.08	0.07	0.05	0.06	0.06	0.10	0.12	0.08	0.03	0.07
FI0093R	arsenic	0.11	0.41	0.51	0.17	0.11	0.07	0.03	0.07	0.15	0.04	0.09	0.07	0.09
FR0090R	arsenic	0.21	0.22	0.16	0.18	0.19	0.26	0.17	0.20	0.21	0.09	0.10	0.12	0.16
GB0006R	arsenic	0.10	0.07	-	-	-	-	0.33	0.32	-	0.09	0.11	0.11	0.16
GB0013R	arsenic	0.35	0.31	1.99	0.12	1.47	1.51	5.21	0.08	0.11	0.10	0.11	0.06	0.54
GB0017R	arsenic	0.15	0.19	0.24	0.18	0.12	0.08	0.14	0.13	0.11	0.14	0.16	0.13	0.15
GB0091R	arsenic	0.09	0.18	0.28	0.08	0.10	0.08	0.08	0.05	0.11	0.06	0.05	0.11	0.09
IE0001R	arsenic	0.50	0.50	0.50	0.50	0.50	0.50	0.50	0.50	0.50	0.50	0.50	0.50	0.50
IS0090R	arsenic	0.27	0.35	0.21	0.26	0.54	0.10	0.14	0.07	0.09	0.10	0.27	0.17	0.20
IS0091R	arsenic	0.10	0.07	0.16	0.10	0.27	0.07	0.05	0.04	0.06	0.08	0.04	0.04	0.07

Site	Comp	jan	Febr	Mar	Apr	May	June	Jul	Aug	Sept	Oct	Nov	Dec	Annual
LV0010R	arsenic	0.46	0.67	0.90	1.28	0.33	0.76	0.92	0.58	0.85	1.19	0.61	0.45	0.68
LV0016R	arsenic	0.65	0.65	0.96	0.60	0.56	0.75	0.44	0.50	0.67	1.46	0.56	0.83	0.67
NL0009R	arsenic	0.08	0.08	0.34	0.28	0.86	0.44	0.39	0.40	0.39	0.48	0.17	0.08	0.37
NL0091R	arsenic	0.11	0.09	0.08	0.16	0.08	0.16	0.08	0.08	0.08	0.08	0.08	0.08	0.09
NO0001R	arsenic	0.30	0.36	0.22	0.28	0.15	0.12	0.13	0.12	0.78	0.20	0.17	0.20	0.26
NO0047R	arsenic	0.59	0.14	0.17	7.27	3.56	1.68	1.54	1.83	0.82	0.52	0.38	1.04	1.68
PL0005R	arsenic	0.24	0.34	0.26	0.28	0.62	0.14	0.48	0.25	0.24	0.32	0.21	0.53	0.35
SE0051R	arsenic	0.03	0.22	-	-	0.14	0.11	0.03	0.15	0.37	0.20	0.34	0.42	0.15
SE0097R	arsenic	0.21	0.23	0.03	0.16	0.23	0.14	0.06	0.13	0.17	0.10	0.31	0.28	0.21
SK0002R	arsenic	0.65	1.09	0.16	0.32	0.20	0.24	0.27	0.15	0.25	0.46	0.48	0.30	0.31
SK0004R	arsenic	0.49	0.11	0.14	0.30	0.21	0.20	0.19	0.09	0.34	-	0.26	0.25	0.21
SK0005R	arsenic	0.28	0.23	0.22	0.37	0.27	0.22	0.21	0.15	0.17	0.47	0.34	0.40	0.25
SK0006R	arsenic	0.61	0.50	0.30	0.31	0.29	0.19	0.17	0.05	0.17	0.60	0.55	0.42	0.27
SK0007R	arsenic	0.17	0.79	0.31	0.29	0.17	0.20	0.18	0.16	0.62	1.24	0.44	0.25	0.28
BE0014R	cadmium	0.07	0.12	0.15	0.12	0.03	0.04	0.05	0.05	0.03	0.05	0.05	0.05	0.06
CZ0001R	cadmium	0.06	0.09	0.11	0.09	0.06	0.05	0.03	0.09	0.15	0.10	0.19	0.13	0.08
CZ0003R	cadmium	0.06	0.19	0.34	0.12	0.07	0.08	0.10	0.07	0.02	0.15	0.30	0.60	0.14
DE0001R	cadmium	0.03	0.04	0.03	0.07	0.04	0.03	0.02	0.02	0.02	0.02	0.03	0.02	0.03
DE0002R	cadmium	0.04	0.08	0.04	0.14	0.03	0.05	0.02	0.02	0.02	0.03	0.02	0.02	0.03
DE0003R	cadmium	0.02	0.03	0.04	0.03	0.02	0.02	0.02	0.02	0.02	0.02	0.02	0.02	0.02
DE0007R	cadmium	0.03	0.04	0.05	0.04	0.03	0.04	0.03	0.04	0.01	0.02	0.04	0.02	0.03
DE0008R	cadmium	0.04	0.05	0.05	0.11	0.02	0.03	0.03	0.03	0.03	0.06	0.04	0.03	0.04
DE0009R	cadmium	0.04	0.07	0.05	0.04	0.03	0.04	0.04	0.03	0.03	0.01	0.03	0.02	0.03
DK0008R	cadmium	0.05	0.04	0.04	0.06	0.03	0.02	0.03	0.02	0.07	0.02	0.05	0.06	0.03
DK0020R	cadmium	0.07	0.06	0.06	0.20	0.05	0.08	0.06	0.02	0.05	0.05	0.06	-	0.05
DK0022R	cadmium	0.02	0.05	0.05	0.06	0.03	0.02	0.02	0.01	0.03	0.02	0.04	0.04	0.03
DK0031R	cadmium	0.03	0.03	0.04	0.05	0.03	0.02	0.03	0.02	0.03	0.02	0.02	0.03	0.03
EE0009R	cadmium	0.04	0.18	0.06	0.22	0.08	0.01	0.01	0.01	0.01	0.03	0.05	0.06	0.04
EE0011R	cadmium	0.08	0.10	0.08	0.01	0.01	0.02	0.01	0.03	0.08	0.05	0.01	0.05	0.04
ES0008R	cadmium	0.10	0.13	0.15	0.09	0.08	0.25	0.09	0.12	0.10	0.11	0.12	0.13	0.12
ES0009R	cadmium	0.26	0.27	0.11	0.05	0.07	0.08	0.08	0.04	0.09	0.22	0.16	0.08	0.12
FI0008R	cadmium	0.02	0.03	0.02	0.02	0.02	0.02	0.01	0.02	0.03	0.03	0.02	0.01	0.02
FI0017R	cadmium	0.06	1.17	-	0.09	0.08	0.06	0.02	0.03	0.12	0.22	0.13	0.07	0.08
FI0022R	cadmium	0.02	0.04	0.09	0.02	0.03	0.01	0.01	0.02	0.01	0.12	0.02	0.01	0.02
FI0036R	cadmium	0.02	0.03	0.03	0.02	0.02	0.01	0.01	0.04	0.01	-	0.02	0.01	0.02
FI0053R	cadmium	0.03	0.28	0.55	0.05	0.06	0.06	0.02	0.02	0.02	0.10	0.06	0.02	0.04
FI0092R	cadmium	0.02	0.16	0.04	0.03	0.04	0.02	0.02	0.02	0.08	0.13	0.03	0.02	0.04
FI0093R	cadmium	0.04	0.14	0.20	0.07	0.06	0.06	0.01	0.03	0.10	0.04	0.05	0.03	0.04
FR0090R	cadmium	0.13	0.03	0.05	0.02	0.04	0.03	0.01	0.01	0.01	0.01	0.01	0.02	0.03

Site	Comp	jan	Febr	Mar	Apr	May	June	Jul	Aug	Sept	Oct	Nov	Dec	Annual
GB0006R	cadmium	0.00	0.01	-	-	-	-	0.00	0.00	-	0.01	0.10	0.10	0.02
GB0013R	cadmium	0.03	0.02	0.04	0.03	0.01	0.02	0.02	0.01	0.04	0.04	0.11	0.10	0.05
GB0017R	cadmium	0.02	0.02	0.03	0.02	0.01	0.00	0.00	0.03	0.02	0.10	0.12	0.15	0.03
GB0091R	cadmium	0.01	0.02	0.07	0.02	0.01	0.01	0.00	0.00	0.03	0.04	0.14	0.13	0.04
HU0002R	cadmium	0.16	0.15	0.49	0.12	0.36	0.13	0.01	0.06	0.21	-	-	-	0.14
IE0001R	cadmium	0.05	0.40	0.05	0.05	0.05	0.05	0.05	0.05	0.05	0.05	0.05	0.05	0.07
IS0090R	cadmium	0.01	0.02	0.02	0.02	0.04	0.01	0.01	0.01	0.01	0.02	0.01	0.01	0.01
IS0091R	cadmium	0.01	0.01	0.03	0.03	0.05	0.32	0.01	0.01	0.01	0.02	0.01	0.01	0.05
LT0015R	cadmium	0.09	0.67	0.17	0.68	0.12	0.10	0.06	0.03	0.23	0.12	0.09	0.08	0.09
LV0010R	cadmium	0.05	0.22	0.16	0.19	0.17	0.09	0.05	0.05	0.05	0.12	0.06	0.05	0.07
LV0016R	cadmium	0.05	0.06	0.02	0.05	0.03	0.03	0.05	0.06	0.04	0.05	0.05	0.04	0.04
NL0009R	cadmium	0.05	0.05	0.08	0.10	0.10	0.13	0.08	0.05	0.06	0.05	0.03	0.06	0.07
NL0091R	cadmium	0.03	0.06	0.07	0.09	0.05	0.08	0.04	0.02	0.04	0.04	0.05	0.05	0.05
NO0001R	cadmium	0.01	0.10	0.03	0.03	0.03	0.02	0.04	0.03	0.03	0.04	0.04	0.07	0.04
NO0039R	cadmium	0.00	0.00	0.01	0.00	0.00	0.02	0.01	0.00	0.00	0.01	0.00	0.01	0.01
NO0047R	cadmium	0.21	0.03	0.05	0.56	0.24	0.09	0.10	0.16	0.13	0.06	0.10	0.10	0.14
NO0055R	cadmium	0.01	0.02	0.03	0.02	0.01	0.01	0.01	0.02	0.02	0.06	0.02	0.01	0.02
NO0056R	cadmium	0.03	0.16	0.08	0.06	0.07	0.03	0.05	0.03	0.11	0.15	0.08	0.08	0.07
PL0004R	cadmium	0.05	0.07	0.06	0.12	0.09	0.04	0.03	0.04	0.11	0.04	0.04	0.05	0.06
PL0005R	cadmium	0.05	0.06	0.03	0.03	0.04	0.06	0.03	0.01	0.04	0.07	0.33	0.09	0.06
PT0003R	cadmium	0.43	0.43	-	0.43	0.43	0.43	0.43	-	0.43	0.43	0.43	0.43	0.43
PT0004R	cadmium	-	0.43	0.43	-	0.43	-	-	-	-	0.43	0.43	0.43	-
PT0010R	cadmium	-	-	-	-	-	-	0.43	-	-	-	-	-	-
SE0051R	cadmium	0.02	0.10	-	-	0.03	0.05	0.09	0.08	0.15	0.06	0.05	0.08	0.06
SE0097R	cadmium	0.03	0.08	0.01	0.08	0.08	0.01	0.01	0.02	0.05	0.03	0.04	0.09	0.05
SK0002R	cadmium	0.13	0.11	0.17	0.12	0.16	0.06	0.05	0.03	0.08	0.37	0.23	0.01	0.09
SK0004R	cadmium	0.96	0.32	0.76	0.09	0.09	0.01	0.33	0.06	0.17	1.09	0.05	0.05	0.19
SK0005R	cadmium	0.06	0.08	0.07	0.16	0.05	0.04	0.09	0.05	0.03	0.22	0.07	0.05	0.07
SK0006R	cadmium	0.05	0.13	0.11	0.08	0.17	0.13	0.06	0.14	0.08	0.27	0.17	0.03	0.11
SK0007R	cadmium	0.09	0.07	0.07	0.09	0.03	0.02	0.04	0.03	0.06	0.31	0.07	0.02	0.05
BE0014R	chromium	0.26	0.27	0.27	0.32	0.82	0.44	0.27	0.26	0.27	0.27	0.26	0.27	0.33
DE0001R	chromium	0.19	0.20	0.18	0.17	0.15	0.14	0.15	0.14	0.20	0.16	0.15	0.13	0.16
DE0002R	chromium	0.20	0.17	0.15	0.62	0.11	0.22	0.14	0.17	0.13	0.10	0.11	0.10	0.14
DE0003R	chromium	0.11	0.11	0.13	0.10	0.10	0.22	0.15	0.18	0.16	0.08	0.06	0.08	0.13
DE0007R	chromium	0.08	0.09	0.12	0.16	0.07	0.14	0.13	0.11	0.07	0.08	0.08	0.09	0.10
DE0008R	chromium	0.12	0.12	0.17	0.25	0.08	0.09	0.04	0.02	0.06	0.13	0.17	0.10	0.11
DE0009R	chromium	0.09	0.15	0.13	0.13	0.09	0.13	0.17	0.11	0.19	0.08	0.11	0.11	0.12
DK0008R	chromium	0.34	0.24	0.25	0.53	0.27	0.11	0.10	0.18	0.25	0.11	0.12	0.22	0.18
DK0020R	chromium	0.11	0.10	0.11	1.08	0.22	0.22	0.24	0.09	0.25	0.25	0.12	-	0.17

Site	Comp	jan	Febr	Mar	Apr	May	June	Jul	Aug	Sept	Oct	Nov	Dec	Annual
DK0022R	chromium	0.08	0.17	0.19	0.23	0.19	0.12	0.09	0.06	0.19	0.09	0.09	0.15	0.12
DK0031R	chromium	0.04	0.07	0.09	0.24	0.18	0.14	0.16	0.08	0.21	0.06	0.10	0.16	0.11
ES0008R	chromium	27.04	45.19	81.50	50.11	110.96	214.37	16.72	8.71	9.68	62.11	17.74	36.33	45.95
ES0009R	chromium	43.35	257.13	69.26	13.18	12.67	11.74	9.35	20.49	27.42	18.73	5.43	22.23	18.84
FI0008R	chromium	0.10	0.15	0.32	0.13	0.16	0.51	0.17	0.01	0.07	0.01	0.21	0.01	0.15
FI0017R	chromium	0.15	1.97	-	0.39	0.57	0.52	0.31	0.35	0.12	0.40	0.12	0.40	0.34
FI0022R	chromium	0.12	0.13	1.32	0.05	0.19	0.50	0.08	0.08	0.01	0.26	0.24	0.06	0.14
FI0036R	chromium	0.05	0.01	0.36	0.04	0.11	0.28	0.06	0.14	0.01	0.24	0.22	0.02	0.11
FI0053R	chromium	0.11	1.20	1.40	0.14	0.49	0.93	0.29	0.38	0.13	0.07	0.42	0.01	0.29
FI0092R	chromium	0.08	0.10	0.36	0.34	0.01	0.33	0.16	0.23	0.06	0.24	0.01	0.02	0.12
FI0093R	chromium	0.11	0.16	0.64	0.36	0.07	0.30	0.10	0.15	0.15	0.01	0.01	0.06	0.12
FR0090R	chromium	0.65	0.27	0.17	0.12	0.19	0.22	0.11	0.16	0.17	0.07	0.05	0.05	0.15
GB0006R	chromium	0.10	0.02	-	-	-	-	0.06	0.02	-	0.05	0.02	0.00	0.04
GB0013R	chromium	0.21	0.05	0.10	0.02	0.06	0.09	0.03	0.12	0.20	0.09	0.03	0.04	0.09
GB0017R	chromium	0.15	0.02	0.06	0.16	0.11	0.05	0.09	0.12	0.14	0.10	0.09	0.09	0.10
GB0091R	chromium	0.10	0.06	0.12	0.02	0.07	0.06	0.05	0.02	0.11	0.07	0.02	0.03	0.06
IE0001R	chromium	0.50	0.50	0.50	0.50	0.50	0.50	0.50	0.50	0.50	0.50	0.50	0.50	0.50
IS0090R	chromium	0.21	0.25	0.72	0.46	0.62	0.58	0.39	0.29	0.55	0.27	0.79	0.22	0.40
IS0091R	chromium	0.29	0.57	0.68	0.34	2.27	9.26	0.19	0.12	0.60	0.31	0.17	0.37	1.28
NL0009R	chromium	0.26	0.26	0.26	0.26	1.20	0.26	0.26	0.26	0.44	0.50	0.26	0.26	0.39
NL0091R	chromium	0.26	0.26	0.26	0.26	0.26	0.26	0.26	0.26	0.31	0.37	0.26	0.26	0.28
NO0001R	chromium	0.15	0.19	1.74	2.01	0.12	0.13	0.21	0.12	0.19	0.20	0.13	0.10	0.30
NO0047R	chromium	0.10	0.11	0.15	0.80	1.54	0.53	0.31	0.33	0.22	0.20	0.13	0.25	0.41
PL0005R	chromium	0.08	0.07	0.20	0.19	0.11	0.10	0.09	0.16	0.04	0.07	0.25	0.18	0.13
SE0051R	chromium	0.03	0.03	-	-	0.17	0.03	0.03	0.17	0.30	0.28	0.20	0.23	0.10
SE0097R	chromium	0.21	0.33	0.40	0.53	0.13	0.49	0.03	0.03	0.17	0.12	0.18	0.16	0.20
SK0002R	chromium	0.48	0.42	0.39	0.46	0.11	0.11	0.13	0.04	0.13	0.37	0.49	0.15	0.20
SK0004R	chromium	0.35	0.03	0.09	0.25	0.06	0.06	0.05	0.04	0.03	0.33	0.06	0.02	0.07
SK0005R	chromium	0.09	0.06	0.10	0.20	0.02	0.05	0.10	0.04	0.02	0.20	0.06	0.10	0.07
SK0006R	chromium	0.06	0.07	0.16	0.19	0.02	0.08	0.06	0.06	0.02	0.07	0.08	0.02	0.07
SK0007R	chromium	0.36	0.01	0.15	0.35	0.05	0.08	0.02	0.03	0.01	0.20	0.04	0.06	0.08
DE0001R	cobalt	0.03	0.02	0.02	0.05	0.04	0.03	0.02	0.01	0.03	0.01	0.03	0.01	0.02
DE0002R	cobalt	0.02	0.02	0.02	0.12	0.02	0.04	0.02	0.02	0.02	0.01	0.02	0.01	0.02
DE0003R	cobalt	0.01	0.01	0.03	0.02	0.02	0.03	0.04	0.04	0.02	0.01	0.01	0.01	0.02
DE0007R	cobalt	0.01	0.01	0.02	0.05	0.02	0.03	0.02	0.03	0.01	0.01	0.01	0.02	0.02
DE0008R	cobalt	0.01	0.01	0.02	0.07	0.01	0.03	0.04	0.02	0.02	0.02	0.01	0.02	0.02
DE0009R	cobalt	0.02	0.02	0.02	0.03	0.02	0.03	0.03	0.02	0.04	0.01	0.02	0.01	0.02
FI0008R	cobalt	0.01	0.01	0.02	0.04	0.04	0.02	0.01	0.01	0.01	0.00	0.01	0.00	0.02
FI0017R	cobalt	0.01	0.33	-	0.04	0.05	0.02	0.02	0.02	0.04	0.06	0.04	0.03	0.03
FI0022R	cobalt	0.00	0.01	0.05	0.01	0.01	0.02	0.01	0.01	0.01	0.01	0.01	0.01	0.01

Site	Comp	jan	Febr	Mar	Apr	May	June	Jul	Aug	Sept	Oct	Nov	Dec	Annual
FI0036R	cobalt	0.01	0.01	0.02	0.01	0.01	0.02	0.01	0.02	0.00	0.01	0.01	0.01	0.01
FI0053R	cobalt	0.02	0.72	0.92	0.05	0.06	0.10	0.02	0.03	0.02	0.07	0.04	0.05	0.04
FI0092R	cobalt	0.00	0.02	0.02	0.02	0.02	0.01	0.01	0.02	0.02	0.02	0.01	0.00	0.01
FI0093R	cobalt	0.01	0.04	0.18	0.06	0.03	0.04	0.01	0.02	0.02	0.02	0.01	0.01	0.02
NO0001R	cobalt	0.01	0.02	0.04	0.05	0.02	0.01	0.01	0.01	0.02	0.01	0.01	0.01	0.02
NO0047R	cobalt	0.68	0.03	0.05	3.69	7.04	1.69	1.08	1.67	0.82	0.24	0.35	0.71	1.56
BE0014R	copper	1.70	1.78	2.87	1.74	2.10	3.35	2.51	6.21	3.43	2.07	2.51	4.36	2.97
DE0001R	copper	0.86	0.88	0.87	1.48	1.27	0.97	0.68	0.57	1.14	1.30	1.72	1.16	1.08
DE0002R	copper	0.94	0.86	1.30	4.83	1.21	2.53	1.00	0.95	0.96	0.84	0.78	0.54	1.10
DE0007R	copper	0.80	0.64	1.28	1.87	1.14	2.07	1.22	1.14	0.55	0.66	0.71	0.55	1.03
DE0008R	copper	1.67	1.71	1.01	1.64	0.86	1.36	1.29	0.83	1.10	1.18	1.09	0.85	1.26
DE0009R	copper	4.55	2.91	1.41	6.85	2.75	1.76	1.53	1.30	2.59	0.45	3.23	3.87	2.47
DK0008R	copper	0.95	1.58	0.82	2.97	2.87	0.77	1.10	2.87	1.27	0.54	0.73	0.91	1.38
DK0020R	copper	0.71	0.86	0.89	3.28	1.45	2.52	1.92	2.18	1.01	1.11	1.09	-	1.45
DK0022R	copper	0.48	1.74	1.01	1.22	1.17	1.19	0.90	0.71	0.88	0.62	0.76	0.99	0.89
DK0031R	copper	0.44	0.65	1.26	1.64	1.04	1.00	1.01	0.97	0.99	0.28	0.74	3.18	0.95
EE0009R	copper	13.20	18.27	8.66	36.37	1.71	2.02	5.23	6.70	2.03	2.46	3.95	4.90	6.23
EE0011R	copper	4.50	2.90	15.30	5.90	5.90	4.70	5.20	3.10	4.40	1.90	3.20	8.20	4.30
ES0008R	copper	12.13	11.58	35.88	23.61	14.67	28.78	13.90	14.00	21.38	25.91	21.94	35.55	21.47
ES0009R	copper	35.49	30.89	22.65	20.03	10.97	16.26	11.62	15.73	13.96	35.29	20.43	4.26	18.12
FI0008R	copper	2.57	4.66	2.52	3.15	2.50	0.90	0.67	1.13	0.97	0.83	1.23	1.77	1.40
FI0017R	copper	2.21	12.46	-	2.16	1.44	1.34	1.33	0.92	1.60	3.11	1.61	1.66	1.60
FI0022R	copper	2.54	1.09	4.96	0.46	0.57	0.85	1.00	1.10	0.50	1.59	1.30	0.64	1.01
FI0036R	copper	2.76	1.29	10.04	1.26	0.79	1.34	0.67	0.85	0.41	1.30	0.98	0.60	1.01
FI0053R	copper	2.30	9.78	22.80	1.46	1.47	2.59	0.98	0.78	0.81	1.94	1.28	0.92	1.32
FI0092R	copper	1.37	2.92	2.07	1.18	0.54	1.51	0.87	1.32	0.54	1.38	0.78	0.69	1.03
FI0093R	copper	2.34	2.62	22.86	1.35	0.85	1.07	0.60	0.61	1.24	0.84	0.58	0.63	1.11
FR0090R	copper	1.55	2.20	1.50	0.45	1.12	0.95	0.62	0.95	0.75	0.25	0.18	0.25	0.74
GB0013R	copper	0.32	0.86	0.82	0.46	0.59	0.63	0.40	0.65	1.10	0.46	0.16	0.16	0.48
GB0017R	copper	0.99	0.89	1.47	1.62	1.11	0.78	0.87	0.83	0.80	0.94	0.75	0.41	1.00
IE0001R	copper	3.50	30.30	0.50	2.60	6.90	3.50	47.40	29.90	3.30	7.40	2.10	2.30	8.95
IS0090R	copper	1.17	1.96	5.51	2.03	6.11	4.69	2.40	2.12	3.47	2.90	5.88	7.81	3.87
IS0091R	copper	1.08	2.10	2.90	3.63	6.09	3.95	1.12	0.98	0.79	1.44	0.70	0.54	1.84
LT0015R	copper	1.47	14.70	4.40	10.75	2.79	2.47	0.76	0.39	3.67	1.49	1.33	1.41	1.55
LV0010R	copper	0.48	1.09	1.48	6.18	2.61	3.52	1.91	0.74	1.25	0.67	0.97	1.06	1.19
LV0016R	copper	0.70	0.73	0.72	1.18	1.23	0.69	1.23	4.07	0.89	0.58	1.28	2.39	1.62
NL0009R	copper	2.36	2.36	1.13	2.05	2.27	3.72	2.94	1.50	1.61	1.32	0.79	0.91	1.89
NL0091R	copper	1.05	0.97	1.85	1.66	1.54	3.11	1.16	0.75	0.88	0.71	0.67	0.77	1.10
NO0001R	copper	0.58	1.48	1.08	1.85	0.76	0.48	0.94	0.36	0.83	0.89	0.51	0.47	0.76
NO0047R	copper	50.79	1.78	2.29	213.32	203.87	39.01	39.36	60.44	18.63	7.65	17.10	45.12	56.63

Site	Comp	jan	Febr	Mar	Apr	May	June	Jul	Aug	Sept	Oct	Nov	Dec	Annual
PL0004R	copper	0.81	1.53	1.02	3.55	1.24	1.33	0.71	0.77	1.24	0.49	0.78	0.59	0.94
PL0005R	copper	1.40	1.16	3.25	1.86	1.86	2.93	2.13	0.97	1.26	2.76	3.94	1.84	2.04
PT0003R	copper	2.05	2.26	-	1.96	3.56	0.33	3.36	-	1.31	0.52	0.46	2.10	1.17
PT0004R	copper	-	0.33	1.85	-	0.46	-	-	-	-	0.33	0.33	0.54	-
PT0010R	copper	-	-	-	-	-	-	27.74	-	-	-	-	-	-
SE0051R	copper	0.31	0.90	-	-	2.31	1.82	1.52	1.50	2.50	0.77	2.10	0.99	1.38
SE0097R	copper	0.63	1.41	0.02	1.98	2.11	1.75	1.36	0.45	1.32	0.40	0.81	1.12	0.99
SK0002R	copper	0.98	0.60	1.21	1.28	3.26	0.91	0.57	0.96	2.81	4.77	1.49	1.14	1.40
SK0004R	copper	1.94	1.43	0.53	1.06	1.01	0.23	0.78	0.70	1.15	-	0.31	0.36	0.78
SK0005R	copper	0.59	0.66	0.57	1.23	0.37	0.33	1.43	0.06	0.41	1.01	0.84	1.00	0.65
SK0006R	copper	0.50	0.71	0.75	3.50	0.46	4.44	0.20	0.26	-	0.72	0.70	0.49	1.19
SK0007R	copper	0.95	0.30	1.58	1.61	1.42	1.15	0.04	0.52	0.90	1.43	0.64	1.22	0.82
DE0001R	iron	17.67	17.72	26.58	57.00	39.33	35.62	18.65	13.87	35.71	10.09	8.88	8.99	22.15
DE0002R	iron	16.11	11.10	17.66	151.26	16.22	46.20	22.27	20.10	19.80	7.66	14.98	4.94	19.96
DE0003R	iron	7.47	10.89	20.07	14.85	17.10	24.20	38.72	23.79	40.74	12.14	9.25	5.33	20.90
DE0007R	iron	8.43	6.54	15.39	51.76	12.33	22.09	14.91	12.78	7.78	4.56	6.97	5.69	12.17
DE0008R	iron	12.86	11.04	25.48	76.15	11.17	24.98	26.12	16.40	15.34	16.70	10.82	6.94	19.28
DE0009R	iron	10.29	17.43	17.99	32.80	21.10	34.34	43.73	20.81	48.33	8.33	16.69	9.62	22.12
FI0008R	iron	32.76	25.25	13.41	18.47	9.66	16.35	10.60	16.41	9.98	4.05	9.54	0.75	11.80
FI0017R	iron	41.56	372.08	-	39.36	72.00	30.13	41.21	26.01	76.48	44.13	187.19	56.32	65.65
FI0022R	iron	30.44	9.37	38.64	4.00	20.45	18.49	22.72	13.81	14.25	13.35	11.86	5.36	16.27
FI0036R	iron	33.04	15.18	14.32	9.14	13.10	16.89	5.65	23.26	7.64	16.40	13.96	2.11	13.17
FI0053R	iron	37.11	204.02	303.11	15.92	54.56	120.09	37.60	28.53	15.50	17.61	29.52	24.09	34.07
FI0092R	iron	17.64	20.50	53.04	19.12	13.06	21.51	30.12	21.96	17.49	15.45	4.67	5.25	15.97
FI0093R	iron	32.23	39.17	142.41	37.65	26.78	22.84	25.10	23.20	34.99	6.44	8.67	7.12	22.14
IS0090R	iron	53.90	103.25	920.99	214.05	353.27	316.79	105.02	90.42	204.30	143.74	419.35	118.53	207.38
IS0091R	iron	232.83	163.59	911.54	184.70	1056.36	461.80	72.29	50.49	251.69	200.61	147.60	138.75	241.49
BE0014R	lead	2.20	3.20	2.59	2.51	2.35	1.61	1.13	1.63	1.21	2.30	1.65	1.44	1.90
CZ0001R	lead	1.54	2.98	1.95	2.82	1.19	0.25	1.83	1.65	1.90	1.37	3.00	2.28	1.73
CZ0003R	lead	0.77	3.15	3.24	1.18	1.97	4.06	1.15	1.24	0.89	0.71	1.48	2.90	1.76
DE0001R	lead	0.85	0.99	0.85	2.10	1.24	1.22	0.63	0.57	0.91	0.52	1.15	0.66	0.94
DE0002R	lead	1.18	2.02	1.21	3.81	0.97	2.04	0.76	0.64	0.63	0.58	0.36	0.52	0.94
DE0003R	lead	0.49	1.04	1.24	0.86	1.03	1.32	0.78	0.86	1.04	0.30	0.39	0.45	0.84
DE0007R	lead	0.68	0.85	1.53	1.46	0.84	1.09	1.02	0.73	0.30	0.34	0.52	0.70	0.82
DE0008R	lead	1.53	1.61	1.87	2.87	0.82	0.80	0.85	0.78	0.91	0.81	1.22	1.32	1.30
DE0009R	lead	0.78	1.77	1.47	0.96	0.94	1.24	1.00	0.50	0.80	0.32	0.74	0.57	0.87
DK0008R	lead	0.50	1.29	0.88	2.34	1.65	0.69	0.76	0.56	1.78	0.77	1.26	1.74	1.01
DK0020R	lead	1.22	2.19	2.30	4.47	2.12	2.49	1.45	0.61	1.32	1.80	1.16	-	1.62

Site	Comp	jan	Febr	Mar	Apr	May	June	Jul	Aug	Sept	Oct	Nov	Dec	Annual
DK0022R	lead	0.88	1.53	1.71	2.01	1.69	1.31	0.96	0.48	1.21	0.86	1.41	1.64	1.20
DK0031R	lead	0.39	0.48	1.22	1.67	1.36	1.16	1.09	0.61	1.32	0.45	0.60	1.04	0.85
EE0009R	lead	0.50	3.41	1.70	2.46	0.50	0.50	0.50	0.50	0.50	0.50	0.50	0.50	0.63
EE0011R	lead	0.50	1.00	3.40	0.50	0.50	0.50	0.50	0.50	0.50	0.50	0.50	0.50	0.56
ES0008R	lead	1.51	9.33	30.19	8.40	11.90	6.24	2.53	2.79	13.81	3.59	2.78	4.71	7.11
ES0009R	lead	25.94	8.75	3.38	10.89	2.16	6.85	2.52	3.56	2.56	8.30	1.47	0.66	3.99
FI0008R	lead	0.65	1.03	0.59	0.47	0.32	0.24	0.22	0.47	0.33	0.83	0.43	0.22	0.41
FI0017R	lead	2.21	24.19	-	2.28	1.24	1.10	0.53	0.71	2.75	4.56	3.95	2.36	1.95
FI0022R	lead	0.84	0.99	2.54	0.28	0.63	0.33	0.31	0.46	0.25	0.88	0.46	0.32	0.47
FI0036R	lead	0.75	0.96	1.03	0.56	0.50	0.28	0.27	1.03	0.32	1.76	0.62	0.17	0.56
FI0053R	lead	0.95	5.74	5.82	1.21	1.32	0.62	0.41	0.50	0.61	1.55	1.75	0.87	0.96
FI0092R	lead	0.80	3.00	1.46	0.66	1.07	0.32	0.69	0.48	0.74	1.96	0.89	0.68	0.89
FI0093R	lead	1.47	4.10	5.12	1.52	1.03	0.62	0.35	0.69	0.76	0.83	1.30	0.83	0.98
FR0090R	lead	3.05	1.65	1.53	1.42	0.95	0.65	0.43	0.85	0.62	0.42	0.18	0.28	0.85
GB0006R	lead	0.03	0.28	-	-	-	-	0.11	0.19	-	0.18	0.10	0.10	0.13
GB0013R	lead	0.31	0.97	1.85	1.23	0.86	0.96	0.41	0.75	0.81	0.99	0.09	0.13	0.78
GB0017R	lead	0.77	1.20	2.13	2.51	1.82	1.43	2.34	1.00	0.60	0.68	0.79	0.41	1.42
GB0091R	lead	0.32	0.62	1.30	0.83	0.75	0.39	0.38	0.23	0.24	0.33	0.12	0.76	0.52
HU0002R	lead	2.50	3.25	6.75	3.61	5.37	4.86	1.43	7.72	2.39	-	-	-	4.23
IE0001R	lead	0.50	0.50	0.50	0.50	0.50	0.50	3.70	2.10	0.50	0.50	0.50	0.50	0.75
IS0090R	lead	0.37	0.32	0.65	0.47	0.90	0.49	0.38	0.20	0.32	0.29	0.55	0.21	0.37
IS0091R	lead	0.13	0.27	0.31	0.45	1.35	17.26	0.30	0.09	0.10	0.38	0.14	0.15	1.99
LT0015R	lead	1.81	11.69	1.86	3.69	1.22	1.14	0.57	0.96	13.66	18.98	2.20	1.55	2.70
LV0010R	lead	2.55	4.61	3.67	2.45	1.68	2.03	1.08	0.84	1.23	1.12	1.85	1.75	1.69
LV0016R	lead	0.89	1.25	0.66	0.99	0.97	0.48	0.48	0.56	0.51	0.55	1.07	1.17	0.72
NL0009R	lead	1.24	1.24	2.03	2.07	4.72	3.05	1.93	2.02	2.29	2.10	0.93	1.09	2.13
NL0091R	lead	3.65	3.91	3.90	2.82	1.84	3.89	1.56	1.09	1.19	1.86	1.81	2.68	2.19
NO0001R	lead	0.59	3.67	0.88	1.86	1.06	0.42	0.89	0.70	1.01	1.36	1.25	1.60	1.17
NO0039R	lead	0.10	0.07	0.14	0.18	0.16	0.18	0.18	0.25	0.09	0.41	0.05	0.06	0.12
NO0047R	lead	1.32	0.25	0.51	9.05	3.33	1.45	0.87	2.12	0.71	0.66	1.31	1.28	1.80
NO0055R	lead	1.10	0.80	0.93	0.75	0.46	0.26	0.21	0.43	0.28	1.31	0.39	0.52	0.50
NO0056R	lead	0.89	4.27	1.76	1.47	1.18	0.55	0.16	0.40	1.24	2.73	1.48	1.10	1.23
PL0004R	lead	0.97	1.02	1.21	4.03	1.93	1.46	0.46	0.64	2.27	0.58	1.08	0.97	1.16
PL0005R	lead	1.19	2.09	3.27	1.93	1.15	1.30	0.39	0.36	1.09	1.56	2.97	1.86	1.35
PT0003R	lead	0.65	0.65	-	1.09	0.65	0.65	1.75	-	0.65	0.65	0.65	0.65	0.75
PT0004R	lead	-	0.65	0.65	-	0.65	-	-	-	-	0.65	0.65	0.65	-
PT0010R	lead	-	-	-	-	-	-	0.65	-	-	-	-	-	-
SE0051R	lead	0.66	2.52	-	-	1.05	1.27	0.67	1.57	1.59	1.04	1.03	1.69	1.15
SE0097R	lead	1.12	2.14	0.55	0.82	1.78	1.14	0.85	0.74	1.82	0.94	1.00	1.68	1.23
SK0002R	lead	2.33	3.02	4.28	3.65	2.40	2.64	2.16	1.26	2.33	6.77	-	1.44	2.39
SK0004R	lead	1.35	3.28	2.18	2.23	2.25	0.77	2.12	1.20	0.77	8.21	1.30	1.23	1.69

Site	Comp	jan	Febr	Mar	Apr	May	June	Jul	Aug	Sept	Oct	Nov	Dec	Annual
SK0005R	lead	2.06	2.11	2.77	3.59	1.78	2.08	2.38	1.27	0.50	6.13	2.19	1.96	1.96
SK0006R	lead	1.46	4.19	4.01	2.73	3.11	1.06	3.00	3.98	2.27	5.94	6.58	1.82	2.93
SK0007R	lead	2.77	2.74	3.96	2.78	1.79	0.65	1.40	1.24	2.08		0.77	0.99	1.55
CZ0001R	manganese	1.92	2.06	5.41	8.85	3.08	1.49	4.37	2.75	6.05	8.29	2.20	1.92	3.49
CZ0003R	manganese	3.51	6.20	7.24	6.92	8.06	9.08	3.01	2.83	4.74	7.47	8.61	5.47	5.00
DE0001R	manganese	1.34	0.93	1.41	3.39	3.06	2.44	1.58	1.09	2.48	0.93	0.66	0.54	1.55
DE0002R	manganese	1.40	1.14	1.19	13.92	1.78	4.01	1.96	2.00	1.65	0.81	1.11	0.55	1.82
DE0003R	manganese	0.47	0.59	1.37	1.00	1.41	2.51	2.91	1.40	1.38	0.69	0.67	0.53	1.34
DE0007R	manganese	1.32	0.90	1.65	6.03	3.53	3.28	2.06	2.40	0.93	0.58	0.90	0.88	2.03
DE0008R	manganese	0.87	0.67	1.57	4.83	1.08	2.17	3.72	1.96	1.10	1.84	0.98	0.62	1.63
DE0009R	manganese	1.65	1.81	1.42	2.26	2.89	9.81	3.41	1.97	3.21	0.58	1.64	0.80	2.39
FI0008R	manganese	0.28	0.76	0.53	0.36	0.32	0.83	0.69	0.80	0.69	0.48	0.28	0.19	0.55
FI0017R	manganese	1.45	22.61	-	2.53	6.66	4.00	3.34	3.22	4.74	6.35	3.32	2.08	3.86
FI0022R	manganese	0.49	0.99	4.25	0.66	0.90	4.17	0.80	1.23	1.97	1.21	0.36	0.17	1.11
FI0036R	manganese	0.28	0.63	1.52	0.97	0.75	7.01	1.89	2.08	0.91	1.21	0.45	0.06	1.37
FI0053R	manganese	1.79	20.55	27.32	1.17	3.45	19.63	1.68	2.26	1.34	2.66	1.84	1.91	2.66
FI0092R	manganese	0.55	1.69	1.62	1.15	1.67	5.09	1.51	1.90	1.84	1.39	0.36	0.22	1.50
FI0093R	manganese	0.83	3.04	17.74	5.70	3.47	5.67	2.01	2.69	6.40	1.12	1.96	0.58	2.50
IE0001R	manganese	0.50	3.40	2.00	0.50	3.80	7.80	7.80	3.00	2.80	8.70	3.80	1.90	3.52
IS0090R	manganese	1.10	1.87	15.99	4.34	7.88	6.03	2.61	2.14	4.04	2.56	6.95	2.03	3.89
IS0091R	manganese	4.60	2.93	18.64	4.36	25.79	11.00	1.44	1.79	4.38	3.70	2.43	2.33	5.07
LV0010R	manganese	4.03	11.21	8.05	17.72	10.75	15.95	3.64	9.33	9.64	5.01	4.63	5.42	6.72
LV0016R	manganese	5.58	6.71	6.46	14.01	2.29	14.62	8.72	8.58	7.11	3.72	7.70	6.35	7.86
PT0003R	manganese	2.20	1.08	-	2.34	3.46	1.58	8.64	-	2.99	1.35	1.32	1.28	2.01
PT0004R	manganese	-	1.08	1.08	-	1.08	-	-	-	-	1.92	3.53	1.08	2.04
PT0010R	manganese	-	-	-	-	-	-	20.01	-	-	-	-	-	20.01
SE0051R	manganese	2.00	6.10	-	-	12.10	6.60	4.80	4.20	14.30	3.70	9.00	5.50	6.04
SE0097R	manganese	1.90	1.40	0.50	1.70	3.90	2.10	2.00	1.30	4.80	1.20	1.80	0.90	1.76
BE0014R	mercury	-	17.00	15.00	10.00	9.00	9.00	11.00	14.00	11.00	9.00	12.00	11.00	11.00
DE0001R	mercury	5.40	5.46	9.68	14.08	11.82	13.93	12.29	9.51	10.73	7.92	3.69	4.86	9.06
DE0002R	mercury	8.18	10.43	10.76	21.27	13.86	31.99	12.10	11.20	10.32	7.78	4.19	6.31	11.50
DE0007R	mercury	6.33	5.74	9.78	14.71	9.17	19.90	9.67	13.50	6.60	10.14	7.12	4.46	9.22
DE0009R	mercury	6.88	8.07	10.13	6.80	12.54	16.14	17.05	10.08	8.62	4.48	8.71	3.49	9.50
FI0096G	mercury	6.80	14.20	11.10	6.50	6.50	8.10	4.90	4.20	-	4.80	-	-	5.56
GB0013R	mercury	-	-	5.81	3.76	4.19	13.58	6.49	5.43	4.60	2.78	2.80	5.20	4.84
GB0017R	mercury	-	-	5.17	5.17	4.80	4.80	4.80	16.00	10.52	8.29	6.85	6.50	7.23
GB0091R	mercury	-	0.82	6.04	2.39	10.35	3.90	3.49	5.92	6.56	2.16	1.91	3.31	4.28
IE0001R	mercury	50.00	50.00	50.00	50.00	50.00	50.00	50.00	50.00	50.00	50.00	50.00	50.00	50.00
NL0091R	mercury	16.32	9.79	24.21	19.47	27.00	29.61	15.88	9.72	8.39	23.70	5.44	5.94	15.07

Site	Comp	jan	Febr	Mar	Apr	May	June	Jul	Aug	Sept	Oct	Nov	Dec	Annual
NO0001R	mercury	5.17	13.50	11.10	12.60	11.66	9.90	3.50	7.20	16.90	10.80	4.36	6.50	8.85
PL0005R	mercury	9.00	15.00	24.00	30.00	13.00	31.00	18.00	13.00	17.00	15.00	29.00	36.00	21.00
SE0014R	mercury	9.70	14.80	20.70	38.00	56.00	20.50		21.00	8.70	7.90	8.40	7.00	18.47
BE0014R	nickel	0.73	0.75	0.81	0.32	0.41	0.42	0.53	0.68	0.52	0.30	0.49	0.29	0.48
CZ0001R	nickel	0.31	2.03	0.99	3.64	2.76	1.09	1.81	0.90	0.93	0.30	0.79	0.87	1.52
CZ0003R	nickel	1.28	1.53	1.03	2.11	3.35	6.50	1.43	0.42	0.75	1.44	2.80	1.02	1.49
DE0001R	nickel	0.36	0.50	0.47	0.59	0.44	0.29	0.25	0.23	0.46	0.33	0.26	0.33	0.35
DE0002R	nickel	0.34	0.31	0.37	0.89	0.39	0.58	0.26	0.31	0.28	0.25	0.23	0.26	0.32
DE0003R	nickel	0.27	0.22	0.85	0.38	0.37	0.31	0.29	0.36	0.54	0.19	0.14	0.28	0.36
DE0007R	nickel	0.30	0.32	0.42	0.50	0.29	0.44	0.29	0.28	0.34	0.29	0.25	0.59	0.34
DE0008R	nickel	0.24	0.22	0.36	0.38	0.21	0.34	0.29	0.19	0.35	0.33	0.30	0.23	0.27
DE0009R	nickel	0.39	0.40	0.56	0.40	0.38	0.46	0.45	0.53	0.42	0.27	0.34	0.36	0.41
DK0008R	nickel	0.25	0.33	0.32	0.53	0.37	0.29	0.29	0.29	0.62	0.19	0.34	0.44	0.32
DK0020R	nickel	0.28	0.40	0.37	0.98	0.29	0.57	0.53	0.22	0.39	0.47	0.46	-	0.38
DK0022R	nickel	0.22	0.34	0.36	0.45	0.36	0.27	0.23	0.15	0.35	0.25	0.28	0.31	0.28
DK0031R	nickel	0.20	0.14	0.29	0.37	0.30	0.32	0.36	0.24	0.40	0.18	0.32	0.53	0.29
ES0008R	nickel	29.10	25.18	39.32	53.90	99.15	188.62	36.76	51.21	26.59	13.60	24.48	16.97	37.58
ES0009R	nickel	17.86	50.27	12.87	2.82	4.18	3.57	5.29	6.38	7.71	4.66	2.06	8.64	5.18
FI0008R	nickel	0.39	0.17	0.37	1.40	1.47	0.34	0.31	0.35	0.09	0.15	0.15	0.27	0.49
FI0017R	nickel	0.30	3.35	-	0.37	0.22	0.15	0.21	0.18	0.22	0.36	0.41	0.40	0.27
FI0022R	nickel	0.13	0.46	0.56	0.09	0.15	0.18	0.15	0.08	0.06	0.19	0.20	0.14	0.15
FI0036R	nickel	0.12	0.14	0.31	0.12	0.19	0.16	0.21	0.56	0.10	0.20	0.18	0.11	0.20
FI0053R	nickel	0.74	1.66	9.24	0.29	0.29	0.34	0.18	0.12	0.17	0.25	0.24	0.17	0.26
FI0092R	nickel	0.12	0.33	0.30	0.21	0.13	0.26	0.14	0.28	0.18	0.16	0.12	0.14	0.17
FI0093R	nickel	0.16	0.54	1.23	0.34	0.18	0.17	0.14	0.13	0.26	0.14	0.24	0.18	0.18
FR0090R	nickel	0.53	0.55	0.41	0.47	0.48	0.64	0.42	0.49	0.51	0.22	0.25	0.32	0.39
GB0006R	nickel	0.01	0.03	-	-	-	-	0.08	0.12	-	0.11	0.23	0.23	0.09
GB0013R	nickel	0.67	0.33	0.50	0.35	0.45	0.41	0.44	0.49	0.66	0.41	0.24	0.29	0.43
GB0017R	nickel	0.27	0.27	0.42	0.45	0.34	0.29	0.54	0.28	0.25	0.35	0.31	0.31	0.34
GB0091R	nickel	0.16	0.27	0.32	0.31	0.29	0.43	0.28	0.19	0.25	0.40	0.13	0.27	0.29
IE0001R	nickel	0.50	3.10	0.50	0.50	0.50	0.50	0.50	0.50	0.50	0.50	0.50	0.50	0.66
IS0090R	nickel	0.68	0.51	1.26	0.82	1.71	1.54	0.99	0.46	0.64	2.18	2.88	0.34	0.97
IS0091R	nickel	3.16	0.94	6.13	2.16	5.12	12.16	0.35	0.43	1.52	1.50	0.92	1.31	2.84
LV0010R	nickel	1.23	0.62	1.26	1.63	2.83	0.63	1.16	0.70	1.11	1.01	0.84	0.83	0.97
LV0016R	nickel	0.99	0.45	0.92	0.47	0.32	0.37	0.78	0.64	0.67	0.67	0.82	1.12	0.64
NL0009R	nickel	0.21	0.21	0.61	0.62	0.84	0.56	0.75	0.46	0.31	0.35	0.21	0.21	0.46
NL0091R	nickel	0.21	0.21	0.47	0.57	0.42	0.60	0.21	0.21	0.27	0.56	0.47	0.44	0.36
NO0001R	nickel	0.59	0.72	2.19	2.78	0.22	0.18	0.37	0.21	0.22	0.20	0.12	0.28	0.47
NO0047R	nickel	22.42	1.26	1.36	151.18	238.01	53.11	36.68	56.02	25.22	7.74	12.22	28.67	54.17

Site	Comp	jan	Febr	Mar	Apr	May	June	Jul	Aug	Sept	Oct	Nov	Dec	Annual
PL0004R	nickel	0.22	0.19	0.27	0.41	0.38	0.41	0.23	0.44	0.53	0.24	0.40	0.30	0.34
PL0005R	nickel	1.69	0.41	1.75	1.62	1.31	1.76	0.61	1.15	0.44	0.53	0.78	0.79	1.10
PT0003R	nickel	0.78	0.78		0.78	0.78	0.78	0.78	-	0.78	0.78	0.78	0.78	0.78
PT0004R	nickel	-	0.78	0.78	-	0.78	-	-	-	-	0.78	0.78	0.78	-
PT0010R	nickel	-	-	-	-	-	-	38.30	-	-	-	-	-	-
SE0051R	nickel	0.21	0.39			0.36	0.24	0.20	0.33	0.65	0.27	0.41	0.33	0.29
SE0097R	nickel	0.37	0.52	0.26	0.48	0.34	0.31	0.25	0.23	0.40	0.26	0.40	0.54	0.39
SK0002R	nickel	0.23	0.56	0.06	0.43	0.45	0.06	0.46	0.05	0.34	1.61	0.13	0.22	0.29
SK0004R	nickel	0.22	0.77	0.08	0.27	0.68	0.13	0.03	0.06	0.44	0.08	0.07	0.06	0.23
SK0005R	nickel	0.08	0.52	0.06	0.52	0.49	0.05	0.09	0.22	0.13	0.09	0.07	0.30	0.22
SK0006R	nickel	0.06	0.49	0.82	0.06	0.45	0.16	0.12	0.51	0.64	0.12	0.16	0.12	0.33
SK0007R	nickel	0.24	0.50	0.10	1.03	1.15	1.74	0.05	0.05	0.26	0.25		1.61	0.71
DE0001R	vanadium	0.95	0.87	0.82	1.03	0.78	0.50	0.47	0.46	0.63	0.49	0.53	0.62	0.64
DE0002R	vanadium	0.49	0.64	0.65	1.72	0.60	0.79	0.36	0.40	0.31	0.36	0.24	0.44	0.47
DE0003R	vanadium	0.21	0.24	0.63	0.24	0.40	0.36	0.39	0.31	0.26	0.12	0.15	0.17	0.30
DE0007R	vanadium	0.44	0.33	1.02	0.55	0.36	0.53	0.23	0.24	0.13	0.19	0.25	0.47	0.35
DE0008R	vanadium	0.40	0.34	0.69	0.57	0.28	0.33	0.40	0.28	0.25	0.32	0.33	0.46	0.38
DE0009R	vanadium	0.69	0.60	0.94	0.36	0.52	0.71	0.74	0.74	0.56	0.36	0.45	0.68	0.61
FI0008R	vanadium	0.28	0.34	0.24	0.26	0.16	0.13	0.08	0.14	0.19	0.16	0.17	0.14	0.15
FI0017R	vanadium	0.88	9.02	-	0.72	0.34	0.25	0.36	0.41	0.46	0.81	1.10	1.13	0.62
FI0022R	vanadium	0.34	0.37	1.02	0.19	0.22	0.26	0.14	0.11	0.10	0.39	0.26	0.20	0.21
FI0036R	vanadium	0.27	0.30	0.37	0.24	0.36	0.16	0.09	0.23	0.17	0.22	0.22	0.12	0.21
FI0053R	vanadium	0.50	6.55	7.98	0.51	0.78	1.41	0.38	0.34	0.32	0.73	0.81	0.57	0.59
FI0092R	vanadium	0.33	0.93	0.62	0.46	0.24	0.25	0.25	0.36	0.40	0.38	0.31	0.25	0.33
FI0093R	vanadium	0.46	1.27	2.58	0.89	0.41	0.23	0.31	0.29	0.57	0.38	0.46	0.35	0.40
IE0001R	vanadium	0.50	0.50	0.50	0.50	0.50	0.50	2.50	2.00	0.50	0.50	0.50	0.50	0.68
IS0090R	vanadium	2.10	2.71	2.99	2.14	4.22	1.05	0.76	0.49	0.88	0.63	1.87	0.88	1.50
IS0091R	vanadium	0.89	0.55	4.57	0.96	4.23	1.54	0.30	0.22	0.94	0.94	0.56	0.55	1.01
NO0001R	vanadium	2.08	1.80	1.07	1.71	0.70	0.65	0.62	0.73	0.99	0.75	1.16	1.09	1.11
SE0051R	vanadium	1.48	1.29	-	-	0.66	0.68	0.57	0.70	1.55	0.47	0.88	1.07	0.89
SE0097R	vanadium	2.54	1.54	0.88	1.07	1.10	0.52	0.61	0.61	0.96	0.45	2.33	1.86	1.60
BE0014R	zinc	12.04	12.81	24.60	11.91	7.50	10.55	8.20	6.21	5.26	6.14	5.27	5.73	8.77
DE0001R	zinc	5.82	8.19	9.99	12.24	8.81	6.89	9.18	7.25	8.80	8.40	4.47	3.60	7.55
DE0002R	zinc	7.14	9.49	6.30	20.09	6.69	11.28	8.45	5.33	6.38	7.06	7.26	5.55	7.55
DE0003R	zinc	5.39	7.62	6.83	5.06	4.85	4.97	4.76	6.25	6.94	3.26	4.06	5.10	5.52
DE0007R	zinc	6.42	5.89	10.03	10.13	5.29	7.16	7.99	6.29	6.54	7.37	7.10	6.30	6.86
DE0008R	zinc	7.20	8.07	13.45	10.80	7.83	7.53	8.77	6.75	10.33	15.14	10.87	8.40	9.00
DE0009R	zinc	8.08	11.43	8.87	5.96	5.17	8.46	8.24	7.00	9.08	5.66	9.19	5.34	7.46

Site	Comp	jan	Febr	Mar	Apr	May	June	Jul	Aug	Sept	Oct	Nov	Dec	Annual
DK0008R	zinc	18.28	14.56	29.77	25.39	14.55	6.77	8.73	5.88	6.00	6.00	14.66	39.88	12.52
DK0020R	zinc	18.44	20.59	20.29	29.24	12.51	24.56	18.65	8.85	11.79	20.96	14.92	-	16.09
DK0022R	zinc	4.22	11.13	10.37	10.96	7.84	10.51	5.96	4.09	7.86	7.27	5.72	7.19	6.96
DK0031R	zinc	10.12	19.33	13.10	13.22	7.19	6.49	6.85	3.38	8.40	3.27	7.86	17.17	8.78
EE0009R	zinc	5.00	5.00	5.00	10.24	5.00	5.00	5.00	5.00	5.00	5.00	10.42	5.00	5.45
EE0011R	zinc	5.00	5.00	14.00	5.00	5.00	38.00	5.00	11.00	13.00	5.00	5.00	10.00	9.60
ES0008R	zinc	59.39	53.37	77.69	53.06	75.25	133.39	42.50	34.58	40.23	66.26	53.64	114.28	64.97
ES0009R	zinc	99.19	99.38	36.80	44.41	32.79	42.71	28.01	35.28	38.99	103.88	98.69	14.15	59.40
FI0008R	zinc	3.52	9.77	9.60	2.42	1.25	0.11	0.61	1.33	2.63	1.96	2.73	1.33	1.69
FI0017R	zinc	5.02	71.06	-	8.82	6.05	6.57	3.30	4.60	6.47	13.42	9.24	6.23	6.48
FI0022R	zinc	2.33	6.59	7.77	5.61	1.98	1.46	0.86	2.23	1.27	4.77	3.28	1.73	2.33
FI0036R	zinc	4.26	7.80	7.37	4.34	1.63	3.83	0.88	2.38	1.80	8.22	1.75	0.71	2.47
FI0053R	zinc	4.19	37.51	74.51	4.97	5.34	11.56	2.25	3.34	2.33	7.45	5.93	4.80	4.62
FI0092R	zinc	2.06	6.90	7.21	2.50	2.55	1.56	3.32	2.24	2.98	4.17	2.59	2.06	2.71
FI0093R	zinc	3.29	12.30	23.61	9.34	4.27	5.16	1.73	2.69	3.49	3.84	4.52	2.77	3.71
FR0090R	zinc	2.45	2.35	2.95	0.85	2.25	2.65	1.35	1.65	1.85	2.15	2.25	2.05	2.02
GB0006R	zinc	0.52	2.02	-	-	-	-	1.10	1.70	-	1.74	0.50	0.50	1.14
GB0013R	zinc	5.71	8.13	8.11	4.34	4.00	5.67	5.04	6.80	10.87	5.47	1.48	1.56	5.15
GB0017R	zinc	5.17	4.80	8.40	10.47	7.42	5.20	7.47	6.50	6.50	5.93	4.56	2.94	6.45
GB0091R	zinc	12.97	5.14	6.32	3.98	4.11	3.82	6.81	7.18	11.31	3.40	1.02	3.11	4.59
IE0001R	zinc	3.60	38.70	4.60	4.80	9.00	6.90	21.70	41.70	3.50	11.60	22.80	14.30	13.38
IS0090R	zinc	13.79	2.44	11.90	7.43	20.24	8.15	8.23	6.05	8.14	16.66	10.60	1.86	7.62
IS0091R	zinc	6.69	12.01	12.80	24.12	49.26	18.37	6.30	8.19	4.30	7.90	8.29	11.85	12.42
LT0015R	zinc	113.49	348.76	115.39	529.13	83.22	243.43	142.02	35.75	199.15	85.73	98.53	47.92	96.23
LV0010R	zinc	27.24	29.12	38.82	23.67	29.78	25.43	16.63	13.06	13.46	6.89	16.45	13.96	18.40
LV0016R	zinc	17.80	5.36	14.02	9.70	8.39	7.12	20.71	15.37	29.59	6.93	18.08	17.91	13.68
NL0009R	zinc	4.60	4.60	7.00	10.40	12.51	16.54	17.82	7.63	6.38	6.64	3.57	5.00	9.24
NL0091R	zinc	4.95	4.05	6.18	8.78	5.49	13.30	5.12	1.95	2.28	3.99	4.77	6.03	4.95
NO0001R	zinc	3.11	10.24	8.14	15.41	5.98	3.17	10.60	2.55	3.90	4.80	3.41	4.48	5.35
NO0039R	zinc	0.63	0.42	6.11	1.16	1.14	1.79	1.82	0.67	0.71	2.42	0.53	0.61	0.94
NO0047R	zinc	12.24	0.91	2.93	10.29	7.29	5.24	2.99	5.23	2.82	4.07	10.32	3.11	5.15
NO0055R	zinc	6.76	6.10	6.58	3.94	3.41	4.67	3.39	2.13	2.07	11.37	5.14	4.30	4.29
NO0056R	zinc	6.59	13.36	37.62	16.64	9.14	4.47	2.72	4.60	9.51	15.78	11.82	14.78	10.27
PL0004R	zinc	6.04	-	17.71	18.08	4.61	8.40	4.87	8.72	8.25	-	-	5.77	7.80
PL0005R	zinc	5.79	6.43	7.20	7.76	5.44	8.35	3.58	3.61	4.39	6.57	14.43	10.98	6.55
PT0003R	zinc	32.17	25.66	-	8.91	5.79	18.59	14.13	-	14.43	4.80	24.53	25.47	13.09
PT0004R	zinc	-	2.00	7.00	-	5.02	-	-	-	-	2.91	3.72	15.46	-
PT0010R	zinc	-	-	-	-	-	-	59.00	-	-	-	-	-	-
SE0051R	zinc	5.24	13.43	-	-	11.13	13.68	12.94	8.85	14.44	6.83	11.74	7.22	10.51
SE0097R	zinc	6.51	10.98	2.45	8.55	8.07	7.88	3.07	2.62	12.40	4.65	5.27	9.39	6.61

Site	Comp	jan	Febr	Mar	Apr	May	June	Jul	Aug	Sept	Oct	Nov	Dec	Annual
SK0002R	zinc	-	38.30	55.70	8.40	42.10	14.40	12.00	10.10	7.10	-	-	14.60	19.38
SK0004R	zinc	-	37.20	1.30	13.70	11.10	3.10	7.10	13.40	5.20	-	5.30	4.10	9.39
SK0005R	zinc	-	1.60	8.00	10.00	14.00	2.00	9.10	2.10	2.00	40.30	10.20	11.40	7.01
SK0006R	zinc	-	-	13.30	8.10	6.10	9.10	7.20	4.10	5.20	9.60	11.40	4.10	6.56
SK0007R	zinc	-	7.50	10.80	12.90	6.10	4.10	10.30	1.00	2.20	19.20	4.40	2.20	5.76
BE0014R	precipitation_amount	53.93	100.69	42.33	111.86	88.98	95.54	138.25	71.37	101.42	101.29	54.01	196.54	1156.21
CZ0001R	precipitation_amount	59.91	63.40	43.40	40.74	119.86	94.99	150.97	89.84	45.91	11.69	38.66	43.63	802.73
CZ0003R	precipitation_amount	78.80	65.00	23.20	30.41	63.94	39.36	138.63	110.56	50.01	5.69	19.46	55.00	679.94
DE0001R	precipitation_amount	43.00	32.50	28.89	42.10	36.31	56.21	76.14	58.44	25.69	63.31	62.14	53.46	578.90
DE0002R	precipitation_amount	41.79	28.50	22.31	9.96	84.00	25.40	113.37	27.00	50.53	30.53	42.26	51.80	527.70
DE0003R	precipitation_amount	106.71	125.90	82.21	185.64	162.16	51.27	201.73	171.39	137.97	75.63	63.20	71.26	1435.04
DE0007R	precipitation_amount	40.13	38.10	23.90	12.57	99.07	29.90	118.11	43.74	40.69	36.51	30.96	51.64	565.58
DE0008R	precipitation_amount	153.29	146.30	51.07	77.16	102.47	36.63	94.09	108.51	101.61	41.86	80.10	85.37	1079.10
DE0009R	precipitation_amount	30.57	39.50	29.70	21.79	59.86	28.76	53.61	56.49	26.50	61.70	38.49	44.53	491.76
DK0008R	precipitation_amount	40.92	25.21	19.27	14.19	49.51	67.67	95.97	56.57	33.13	54.45	47.62	17.69	522.21
DK0020R	precipitation_amount	33.40	44.57	41.68	5.69	53.41	25.59	29.77	79.66	32.96	26.10	35.43	0.00	408.54
DK0022R	precipitation_amount	100.91	29.54	55.04	33.13	72.33	46.70	92.15	90.91	37.06	55.64	83.62	37.08	734.11
DK0031R	precipitation_amount	85.40	47.15	39.55	32.52	67.63	48.31	40.98	75.37	41.09	76.73	91.39	35.70	681.82
EE0009R	precipitation_amount	89.00	18.00	5.00	5.00	43.00	85.00	60.00	81.00	34.00	41.00	39.00	29.00	528.69
EE0011R	precipitation_amount	55.90	21.80	7.40	2.70	40.50	47.40	37.90	106.00	7.40	59.30	124.50	57.60	567.78
ES0008R	precipitation_amount	117.23	147.19	67.44	110.65	68.16	31.08	39.11	47.50	52.26	114.98	218.35	121.10	1132.32
ES0009R	precipitation_amount	0.12	1.29	17.03	20.30	31.95	27.83	2.05	6.11	11.14	30.74	63.81	33.57	245.30
FI0008R	precipitation_amount	18.30	4.20	3.60	22.40	56.80	33.90	92.80	39.10	39.80	48.80	32.50	15.80	407.87
FI0017R	precipitation_amount	67.20	1.10	0.00	11.80	81.40	77.60	48.90	63.40	41.30	19.00	64.60	37.70	513.70
FI0022R	precipitation_amount	45.60	19.60	2.80	31.90	80.40	33.20	99.60	51.70	86.40	24.60	72.40	49.80	597.60
FI0036R	precipitation_amount	44.80	18.20	3.40	18.20	99.10	43.40	83.80	67.20	91.40	29.40	83.60	65.50	647.47
FI0053R	precipitation_amount	26.80	1.60	0.50	34.80	53.00	12.40	66.40	58.90	53.00	25.20	47.90	30.20	410.46
FI0092R	precipitation_amount	68.60	13.20	7.90	21.20	84.20	52.90	44.40	46.50	49.40	38.60	86.10	53.70	566.27
FI0093R	precipitation_amount	103.60	11.90	1.50	11.20	45.90	57.50	78.00	104.90	29.10	47.40	69.70	59.50	619.72
FI0096G	precipitation_amount	12.70	5.60	3.40	12.10	27.60	42.70	82.80	101.60	0.00	46.10	0.00	0.00	334.60
FR0090R	precipitation_amount	55.00	68.00	48.00	82.00	68.00	34.00	103.00	34.00	48.00	137.00	152.00	71.00	899.04
GB0006R	precipitation_amount	228.80	97.50	85.49	124.45	125.05	92.90	78.40	166.20	127.13	112.24	137.06	111.13	1485.16
GB0013R	precipitation_amount	127.74	37.66	67.09	143.91	72.80	42.63	19.57	25.08	52.40	249.28	112.63	74.22	1024.44
GB0017R	precipitation_amount	44.87	50.41	52.74	48.02	53.72	47.93	32.88	24.02	28.15	21.25	13.37	42.85	460.02
GB0091R	precipitation_amount	33.33	41.39	49.11	78.61	84.42	49.58	30.75	71.93	20.94	146.77	111.93	84.73	803.07
IE0001R	precipitation_amount	184.00	90.00	82.00	153.00	154.00	88.00	71.00	87.00	145.00	152.00	139.00	153.00	1496.15
IS0090R	precipitation_amount	59.55	71.10	37.51	91.46	11.57	41.53	62.85	78.18	53.18	35.55	59.04	130.21	731.73
IS0091R	precipitation_amount	135.19	58.98	76.11	222.94	19.07	152.58	74.36	167.16	126.43	107.75	161.39	183.94	1485.90
LT0015R	precipitation_amount	58.31	5.76	34.36	10.29	29.57	34.30	72.47	221.73	7.11	42.59	90.04	58.26	666.83

Site	Comp	jan	Febr	Mar	Apr	May	June	Jul	Aug	Sept	Oct	Nov	Dec	Annual
LV0010R	precipitation_amount	94.74	21.79	34.37	7.57	22.26	19.90	113.26	163.04	15.33	49.97	93.09	69.29	704.60
LV0016R	precipitation_amount	58.23	15.79	25.71	40.63	98.67	93.26	75.43	134.21	28.41	54.87	39.83	35.03	700.07
NL0009R	precipitation_amount	24.86	9.94	9.10	56.34	55.76	56.47	72.01	89.22	47.79	64.81	76.82	49.42	612.49
NL0091R	precipitation_amount	49.97	65.83	41.06	78.76	38.72	45.69	117.86	141.00	101.04	85.53	124.84	72.15	962.48
NO0001R	precipitation_amount	163.38	63.57	50.35	67.23	176.34	90.22	80.41	91.81	140.64	149.52	259.97	74.43	1407.39
NO0039R	precipitation_amount	301.75	141.98	28.25	63.09	90.06	98.85	47.99	169.04	160.83	55.26	214.33	220.41	1591.85
NO0047R	precipitation_amount	2.71	15.35	11.91	29.72	36.21	32.76	88.50	36.37	48.53	48.31	49.68	31.47	431.51
NO0055R	precipitation_amount	13.03	4.52	4.11	22.55	53.73	31.85	72.26	78.70	46.69	42.26	39.01	14.49	423.19
NO0056R	precipitation_amount	64.75	24.89	31.20	44.23	83.41	43.76	89.49	96.94	49.01	84.01	35.29	31.63	678.32
PL0004R	precipitation_amount	46.50	21.00	35.00	9.80	52.00	12.90	52.40	58.60	34.90	28.60	66.10	60.80	478.11
PL0005R	precipitation_amount	46.60	23.10	40.80	46.70	57.37	53.61	106.60	75.31	27.90	29.90	32.27	60.53	600.70
SE0014R	precipitation_amount	38.10	11.00	17.90	15.30	37.50	57.00	0.00	45.90	64.60	40.00	34.40	17.80	379.50
SE0051R	precipitation_amount	57.00	26.00	0.00	4.00	38.00	62.00	63.00	11.00	6.00	21.00	27.00	34.00	348.73
SE0097R	precipitation_amount	117.00	37.00	47.00	15.00	52.00	34.00	46.00	66.00	24.00	13.00	136.00	142.00	727.86
SK0002R	precipitation_amount	76.90	39.50	60.50	69.90	97.80	79.10	146.90	171.30	76.90	13.80	19.50	81.40	932.63
SK0004R	precipitation_amount	33.00	38.60	24.80	54.40	110.60	86.60	156.80	115.80	44.80	2.00	37.70	97.90	801.95
SK0005R	precipitation_amount	51.70	25.80	21.60	62.70	81.10	97.60	120.00	173.30	62.30	7.50	27.70	97.90	828.15
SK0006R	precipitation_amount	55.70	44.20	37.00	85.90	147.30	90.40	69.30	167.00	59.60	6.90	26.10	101.50	889.81
SK0007R	precipitation_amount	17.20	33.60	7.10	58.30	49.50	64.20	107.20	108.60	34.90	4.60	33.00	80.20	597.54
HU0002R	precipitation_amount	7.50	53.40	24.40	72.10	51.60	84.60	111.80	98.60	49.60	2.60	25.30	29.30	610.52
PT0003R	precipitation_amount	42.10	21.40	115.40	72.10	43.30	26.40	37.70	1.30	38.20	310.40	109.60	101.70	914.35
PT0004R	precipitation_amount	0.00	17.10	26.00	3.00	57.30	0.00	2.40	0.00	0.00	161.90	106.60	52.30	426.60
PT0010R	precipitation_amount	112.67	114.01	277.24	126.79	207.36	61.60	22.84	24.19	147.07	192.76	50.64	91.90	1429.13

Annex 6

Monthly and annual mean values for heavy metals in air

Site	Comp	Matrix	jan	Febr	Mar	Apr	May	June	Jul	Aug	Sept	Oct	Nov	Dec	Annual
DK0003R	aluminium	aerosol	30.08	29.96	44.04	172.40	77.79	156.98	102.12	50.30	54.07	43.38	31.56	30.37	69.65
DK0005R	aluminium	aerosol	30.21	25.59	68.05	-	-	103.77	56.82	38.49	61.90	88.61	49.87	35.60	58.17
DK0008R	aluminium	aerosol	55.06	31.05	25.76	86.95	45.79	64.51	47.59	27.55	31.13	48.67	33.14	29.31	43.82
DK0011G	aluminium	aerosol	-	-	5.60	33.04	-	28.16	6.49	-	-	-	-	-	-
DK0031R	aluminium	aerosol	28.17	40.24	32.25	160.62	48.71	87.32	47.37	27.05	47.13	66.08	30.41	23.96	52.82
FI0036R	aluminium	aerosol	3.63	12.40	10.85	11.61	23.63	27.91	38.88	21.19	5.55	13.08	3.49	5.25	14.91
IS0091R	aluminium	aerosol	50.57	152.23	930.16	1132.45	635.27	279.55	230.01	291.92	484.20	667.13	320.35	105.27	441.48
CZ0001R	arsenic	aerosol	1.24	-	-	0.80	0.58	0.71	0.59	0.50	0.92	1.24	0.87	0.86	0.80
CZ0003R	arsenic	aerosol	0.86	1.58	1.42	0.83	0.51	0.44	0.37	0.69	0.69	1.19	0.95	1.12	0.88
DE0001R	arsenic	aerosol	0.28	1.76	0.58	0.49	0.35	0.30	0.22	0.29	0.48	0.81	0.31	0.43	0.53
DE0002R	arsenic	aerosol	0.31	1.21	0.68	0.52	0.41	0.33	0.31	0.43	0.71	1.35	0.55	0.56	0.61
DE0003R	arsenic	aerosol	0.06	0.17	0.17	0.20	0.11	0.20	0.17	0.26	0.32	0.25	0.11	0.10	0.18
DE0007R	arsenic	aerosol	0.24	1.44	1.03	0.59	0.27	0.21	0.28	0.36	0.81	2.56	1.91	0.81	0.87
DE0008R	arsenic	aerosol	0.13	0.44	0.53	0.53	0.23	0.25	0.19	0.42	0.71	0.83	0.16	0.09	0.38
DE0009R	arsenic	aerosol	0.30	1.25	0.67	0.55	0.42	0.29	0.20	0.23	0.75	1.36	1.53	0.62	0.67
DK0003R	arsenic	aerosol	0.43	0.89	1.15	1.03	0.35	0.69	0.42	0.37	-	1.86	1.75	0.76	0.68
DK0005R	arsenic	aerosol	0.24	0.60	0.66	-	-	0.23	0.17	0.20	0.47	1.16	0.46	0.61	0.48
DK0008R	arsenic	aerosol	0.24	0.79	0.50	0.45	0.38	0.52	0.26	0.16	0.44	1.03	0.57	0.36	0.47
DK0011G	arsenic	aerosol	0.02	0.01	0.03	0.03	0.01	0.01	-	-	-	-	-	-	-
DK0031R	arsenic	aerosol	0.25	0.95	0.49	0.63	0.25	0.22	0.24	0.21	0.48	0.87	0.47	0.48	0.46
ES0008R	arsenic	aerosol	-	-	-	-	-	-	0.38	-	-	-	-	-	-
ES0009R	arsenic	aerosol	-	-	-	-	-	-	2.21	-	-	-	-	-	-
FI0036R	arsenic	aerosol	0.18	0.28	0.14	0.09	0.08	0.19	0.15	0.17	0.12	0.19	0.06	0.16	0.15
GB0013R	arsenic	pm10	0.36	0.53	0.03	0.22	0.34	0.16	0.22	0.36	0.18	0.03	0.08	0.03	0.22
GB0017R	arsenic	pm10	0.79	0.18	0.02	0.66	0.56	-	0.10	0.03	0.02	0.04	0.04	0.05	0.18
GB0091R	arsenic	pm10	0.09	0.24	0.02	0.15	0.20	0.05	0.04	0.18	0.12	0.02	0.03	0.02	0.10
IS0091R	arsenic	aerosol	0.22	0.17	0.24	0.26	0.18	0.13	0.14	0.14	0.12	0.17	0.16	0.19	0.18
LV0010R	arsenic	aerosol	0.47	0.73	0.37	0.41	0.17	0.12	0.14	0.11	0.25	0.33	0.89	0.56	0.38
LV0016R	arsenic	aerosol	1.03	1.10	0.31	0.41	0.28	0.37	0.35	0.20	0.42	0.61	0.63	0.38	0.49
NL0009R	arsenic	aerosol	0.24	0.63	0.54	0.52	0.35	0.26	0.26	0.30	0.72	0.85	0.39	0.46	0.46
NO0001R	arsenic	pm10	2.10	0.75	0.56	0.45	0.29	0.27	0.26	0.29	0.44	0.82	0.27	0.15	0.52
NO0042G	arsenic	aerosol	0.19	0.07	0.16	0.54	0.05	0.02	0.01	0.01	0.01	0.01	0.07	0.16	0.11
PL0005R	arsenic	pm10	1.17	1.10	0.64	0.35	0.18	0.23	0.21	0.26	0.56	0.62	1.53	1.14	0.66
SE0014R	arsenic	aerosol	0.53	1.33	0.54	0.68	0.42	0.26	0.16	0.22	0.69	1.15	0.82	0.57	0.61
SI0008R	arsenic	pm10	0.34	0.45	0.53	0.59	0.45	0.64	0.61	-	0.56	0.64	0.71	0.64	0.58
SK0002R	arsenic	aerosol	0.18	0.19	0.48	0.63	0.44	0.33	0.13	0.07	0.14	0.21	0.11	0.09	0.25
SK0004R	arsenic	aerosol	0.86	0.89	1.39	0.72	0.75	0.58	0.31	0.31	0.46	0.59	1.32	0.58	0.70
SK0005R	arsenic	aerosol	2.29	4.28	2.52	1.09	0.85	0.85	0.61	0.59	0.87	1.54	1.98	1.65	1.56
SK0006R	arsenic	aerosol	0.96	1.12	1.19	0.83	0.57	0.55	0.41	0.25	0.53	0.66	0.94	0.64	0.72
SK0007R	arsenic	aerosol	1.54	1.94	1.13	0.54	0.57	0.62	0.39	0.72	1.16	1.16	1.10	0.84	0.96

Site	Comp	Matrix	jan	Febr	Mar	Apr	May	June	Jul	Aug	Sept	Oct	Nov	Dec	Annual
AT0002R	cadmium	pm10	0.35	0.77	0.34	0.44	0.14	0.14	0.14	0.21	0.22	0.65	0.59	0.17	0.35
AT0005R	cadmium	pm10	0.05	0.14	0.08	0.23	0.09	0.09	0.06	0.06	0.16	0.17	0.13	0.09	0.12
AT0048R	cadmium	pm10	0.06	0.15	0.13	0.28	0.12	0.07	0.08	0.06	0.06	0.26	0.07	0.05	0.12
BE0014R	cadmium	aerosol	-	-	0.40	0.50	0.20	0.30	0.40	0.20	0.20	0.40	0.30	0.40	0.33
CZ0001R	cadmium	aerosol	0.32	-	-	0.34	0.17	0.15	0.14	0.17	0.28	0.58	0.39	0.16	0.26
CZ0003R	cadmium	aerosol	0.19	0.44	0.39	0.32	0.22	0.12	0.10	0.13	0.21	0.37	0.24	0.16	0.24
DE0001R	cadmium	aerosol	0.08	0.32	0.16	0.14	0.07	0.05	0.04	0.05	0.09	0.27	0.13	0.12	0.12
DE0002R	cadmium	aerosol	0.12	0.35	0.27	0.19	0.10	0.07	0.07	0.09	0.19	0.49	0.23	0.20	0.20
DE0003R	cadmium	aerosol	0.05	0.10	0.07	0.10	0.06	0.07	0.05	0.07	0.10	0.09	0.05	0.03	0.07
DE0007R	cadmium	aerosol	0.11	0.43	0.33	0.20	0.08	0.05	0.06	0.09	0.21	0.50	0.31	0.22	0.21
DE0008R	cadmium	aerosol	0.07	0.19	0.18	0.19	0.08	0.07	0.06	0.14	0.17	0.33	0.06	0.02	0.13
DE0009R	cadmium	aerosol	0.10	0.41	0.24	0.16	0.09	0.06	0.05	0.08	0.16	0.40	0.29	0.16	0.18
ES0008R	cadmium	aerosol	-	-	-	-	-	-	0.13	-	-	-	-	-	-
ES0008R	cadmium	pm10	0.10	0.03	0.20	0.01	0.09	0.10	0.06	0.07	0.08	0.08	0.13	0.22	0.10
ES0009R	cadmium	aerosol	-	-	-	-	-	-	0.56	-	-	-	-	-	-
FI0036R	cadmium	aerosol	0.05	0.06	0.03	0.02	0.02	0.02	0.02	0.05	0.04	0.07	0.02	0.03	0.04
GB0013R	cadmium	pm10	0.07	0.13	0.01	0.05	0.07	0.03	0.04	0.07	0.03	0.01	0.01	0.01	0.05
GB0017R	cadmium	pm10	0.21	0.05	0.01	0.18	0.16	-	0.04	0.01	0.01	0.01	0.01	0.01	0.05
GB0091R	cadmium	pm10	0.04	0.06	0.00	0.05	0.06	0.03	0.02	0.04	0.03	0.01	0.01	0.01	0.03
HU0002R	cadmium	aerosol	0.23	0.43	0.16	0.24	0.41	0.13	0.11	0.15	0.34	0.36	0.67	0.15	0.28
IS0091R	cadmium	aerosol	0.12	0.08	0.04	0.05	0.03	0.03	0.07	0.01	0.02	0.05	0.04	0.07	0.05
LT0015R	cadmium	aerosol	0.20	0.30	0.14	0.20	0.05	0.15	0.06	0.09	0.14	0.26	0.26	0.14	0.17
LV0010R	cadmium	aerosol	0.27	0.29	0.12	0.23	0.30	0.21	0.05	0.23	0.17	0.21	0.28	0.18	0.21
LV0016R	cadmium	aerosol	0.23	0.56	0.10	0.14	0.09	0.07	0.05	0.13	0.18	0.25	0.20	0.18	0.18
NL0009R	cadmium	aerosol	0.09	0.20	0.24	0.19	0.09	0.06	0.07	0.06	0.17	0.24	0.14	0.15	0.14
NO0001R	cadmium	pm10	0.40	0.14	0.08	0.08	0.03	0.03	0.02	0.03	0.06	0.19	0.06	0.04	0.09
NO0042G	cadmium	aerosol	0.05	0.97	0.03	0.08	0.01	0.01	0.00	0.00	0.00	0.00	0.02	0.24	0.12
PL0005R	cadmium	pm10	0.35	0.45	0.40	0.36	0.16	0.13	0.16	0.18	0.35	0.39	0.57	0.46	0.33
SE0014R	cadmium	aerosol	0.09	0.32	0.12	0.21	0.08	0.06	0.04	0.05	0.16	0.35	0.19	0.10	0.15
SI0008R	cadmium	pm10	0.07	0.23	0.27	0.23	0.23	0.32	0.27	0.28	0.41	0.46	0.28	0.32	0.29
SK0002R	cadmium	aerosol	0.03	0.02	0.07	0.15	0.07	0.06	0.07	0.06	0.07	0.07	0.03	0.03	0.06
SK0004R	cadmium	aerosol	0.22	0.24	0.34	0.32	0.14	0.13	0.12	0.24	0.25	0.33	0.51	0.18	0.25
SK0005R	cadmium	aerosol	0.46	0.65	0.53	0.57	0.24	0.22	0.22	0.35	0.43	0.44	0.70	0.50	0.43
SK0006R	cadmium	aerosol	0.82	0.49	0.71	0.37	0.22	0.15	0.24	0.17	0.57	0.40	0.83	0.36	0.44
SK0007R	cadmium	aerosol	0.50	0.53	0.43	0.21	0.17	0.16	0.13	0.26	0.52	0.69	0.27	0.19	0.33
DK0003R	chromium	aerosol	0.21	0.77	0.78	0.95	0.48	0.49	0.38	0.73	-	0.67	0.44	0.11	0.46
DK0005R	chromium	aerosol	0.31	0.54	0.56	-	-	0.52	0.56	0.48	0.63	0.93	0.57	0.43	0.58
DK0008R	chromium	aerosol	0.50	0.54	0.48	0.60	0.33	0.41	0.16	0.23	0.12	0.83	0.50	0.10	0.40
DK0011G	chromium	aerosol	-0.02	0.04	0.01	0.02	0.02	0.19	0.14	-	-	-	-	-	-
DK0031R	chromium	aerosol	0.32	0.80	0.50	1.41	1.09	0.40	0.39	0.11	0.21	0.68	0.25	0.23	0.52

Site	Comp	Matrix	jan	Febr	Mar	Apr	May	June	Jul	Aug	Sept	Oct	Nov	Dec	Annual
ES0008R	chromium	aerosol	-	-	-	-	-	-	1.10	-	-	-	-	-	-
ES0009R	chromium	aerosol	-	-	-	-	-	-	26.00	-	-	-	-	-	-
FI0036R	chromium	aerosol	0.14	0.24	0.19	0.16	0.13	0.12	0.05	0.20	0.13	0.22	0.22	0.29	0.17
GB0013R	chromium	pm10	0.38	1.06	0.13	0.30	0.26	0.21	0.15	0.10	0.19	0.11	0.13	0.10	0.27
GB0017R	chromium	pm10	0.57	0.28	0.01	0.47	0.06	0.00	0.16	0.11	0.10	0.14	0.13	0.14	0.17
GB0091R	chromium	pm10	2.37	4.44	0.12	1.22	0.12	0.11	0.18	0.58	0.35	0.13	0.13	0.10	0.85
IS0091R	chromium	aerosol	13.47	3.14	5.70	27.40	8.14	14.65	9.05	6.36	2.75	5.85	5.75	13.91	9.71
NO0001R	chromium	pm10	4.73	0.78	1.15	0.65	0.74	0.05	0.05	0.21	0.16	2.63	0.49	1.88	1.07
NO0042G	chromium	aerosol	0.16	0.19	0.08	0.32	0.04	0.07	0.04	0.17	0.04	0.04	0.05	0.25	0.13
PL0005R	chromium	pm10	0.62	1.36	0.95	1.43	0.86	0.57	0.87	1.06	0.91	1.36	1.27	1.44	1.05
SK0002R	chromium	aerosol	2.29	2.32	2.73	1.90	0.42	0.28	1.07	0.69	1.27	1.44	0.81	1.08	1.35
SK0004R	chromium	aerosol	1.18	0.99	2.56	2.21	0.51	0.52	0.68	1.62	0.80	0.64	0.69	1.11	1.08
SK0005R	chromium	aerosol	1.53	0.92	1.93	1.58	0.23	0.67	1.32	0.93	0.78	0.76	0.74	0.66	1.00
SK0006R	chromium	aerosol	0.92	0.91	1.44	1.98	0.65	0.90	1.17	1.51	1.26	1.01	0.94	0.59	1.11
SK0007R	chromium	aerosol	2.24	1.82	1.98	1.07	0.75	1.19	1.82	1.35	1.26	1.28	1.15	0.86	1.42
DE0001R	cobalt	aerosol	0.03	0.06	0.06	0.07	0.09	0.08	0.09	0.03	0.06	0.07	0.04	0.04	0.06
DE0002R	cobalt	aerosol	0.08	0.07	0.08	0.09	0.07	0.07	0.09	0.04	0.08	0.09	0.07	0.05	0.07
DE0003R	cobalt	aerosol	0.01	0.02	0.04	0.04	0.04	0.06	0.05	0.04	0.05	0.04	0.01	0.01	0.03
DE0007R	cobalt	aerosol	0.03	0.08	0.07	0.08	0.03	0.03	0.03	0.03	0.07	0.08	0.04	0.05	0.05
DE0008R	cobalt	aerosol	0.01	0.02	0.04	0.07	0.05	0.05	0.04	0.05	0.04	0.02	0.00	0.00	0.03
DE0009R	cobalt	aerosol	0.03	0.08	0.07	0.09	0.05	0.05	0.05	0.05	0.07	0.08	0.05	0.04	0.06
FI0036R	cobalt	aerosol	0.02	0.02	0.03	0.02	0.02	0.04	0.03	0.02	0.01	0.02	0.01	0.02	0.02
NO0001R	cobalt	pm10	0.49	0.05	0.05	0.07	0.04	0.04	0.03	0.03	0.03	0.08	0.04	0.03	0.08
NO0042G	cobalt	aerosol	0.02	0.13	0.01	0.03	0.01	0.01	0.01	0.01	0.01	0.01	0.03	0.06	0.03
BE0014R	copper	aerosol	-	-	5.00	5.00	3.00	4.00	5.00	4.00	5.00	7.00	5.00	5.00	4.80
CZ0001R	copper	aerosol	2.90	-	-	2.58	1.63	2.18	1.83	1.95	2.18	2.97	1.89	0.99	2.04
CZ0003R	copper	aerosol	0.78	1.82	2.25	1.75	0.98	1.26	0.52	0.95	2.04	1.94	1.27	0.97	1.37
DE0001R	copper	aerosol	1.02	2.51	1.46	1.56	1.32	1.47	2.47	1.51	1.98	3.10	1.96	2.85	1.90
DE0002R	copper	aerosol	1.87	2.40	2.14	2.93	1.71	1.70	1.83	2.09	3.12	3.82	3.73	3.37	2.54
DE0003R	copper	aerosol	0.46	1.33	1.38	0.99	1.05	2.23	1.75	2.15	2.44	1.67	0.61	0.22	1.35
DE0007R	copper	aerosol	1.95	3.57	3.05	2.46	1.85	1.67	1.30	1.35	2.37	4.06	2.99	4.07	2.54
DK0003R	copper	aerosol	0.89	1.16	1.81	2.24	1.41	1.40	1.12	1.21	3.75	3.27	2.46	2.03	1.90
DK0005R	copper	aerosol	1.93	1.09	2.03	-	-	1.24	1.36	1.33	2.44	3.55	2.50	2.13	2.07
DK0008R	copper	aerosol	0.93	1.47	0.94	1.66	0.95	0.85	0.84	0.67	1.55	2.49	1.28	0.97	1.21
DK0011G	copper	aerosol	0.18	0.17	0.08	0.05	-	0.03	-	-	-	-	-	-	-
DK0031R	copper	aerosol	0.53	1.57	1.12	1.89	1.41	0.77	0.71	0.63	1.32	2.49	1.19	1.37	1.24
ES0008R	copper	aerosol	-	-	-	-	-	-	34.12	-	-	-	-	-	-
ES0008R	copper	pm10	21.48	11.10	8.45	4.80	14.43	43.05	27.23	26.00	18.93	24.73	11.75	14.53	19.47
ES0009R	copper	aerosol	-	-	-	-	-	-	551.91	-	-	-	-	-	-

Site	Comp	Matrix	jan	Febr	Mar	Apr	May	June	Jul	Aug	Sept	Oct	Nov	Dec	Annual
FI0036R	copper	aerosol	0.35	0.33	0.41	0.30	0.38	0.77	0.61	0.49	0.25	0.36	0.54	0.87	0.47
GB0013R	copper	pm10	0.77	1.10	2.79	0.83	1.88	0.78	0.60	1.05	0.46	0.27	0.26	0.36	0.85
GB0017R	copper	pm10	8.24	0.65	0.06	3.00	2.14	-	0.36	0.08	0.18	0.55	0.43	0.47	1.18
GB0091R	copper	pm10	1.03	1.43	0.06	0.83	0.75	0.20	0.12	0.67	0.42	0.10	0.09	0.06	0.50
IS0091R	copper	aerosol	1.08	0.63	1.83	3.00	2.31	1.33	1.12	1.19	1.18	2.17	1.08	1.62	1.55
LT0015R	copper	aerosol	1.42	1.94	1.45	1.36	0.92	1.11	1.27	1.04	1.31	1.71	1.63	0.97	1.34
LV0010R	copper	aerosol	1.43	0.92	0.94	1.13	0.97	1.06	0.43	0.70	0.88	1.00	1.32	0.98	0.98
LV0016R	copper	aerosol	0.99	2.04	0.78	1.56	0.66	0.74	0.70	0.79	0.68	1.09	1.00	1.03	1.00
NO0001R	copper	pm10	22.72	1.79	1.46	1.89	1.91	0.67	0.81	0.57	1.40	2.19	4.05	5.19	3.45
NO0042G	copper	aerosol	0.44	3.75	0.23	0.66	0.13	0.06	0.15	0.05	0.15	0.23	0.24	4.65	0.92
PL0005R	copper	pm10	1.90	2.10	2.02	1.90	1.39	1.07	1.22	1.33	1.73	1.93	2.38	2.57	1.79
SK0002R	copper	aerosol	0.80	0.04	0.63	1.42	0.43	0.99	0.59	0.51	0.57	0.68	0.71	0.62	0.67
SK0004R	copper	aerosol	1.29	1.36	2.42	2.35	1.34	1.76	1.15	2.24	1.71	2.40	4.53	1.73	2.08
SK0005R	copper	aerosol	1.69	2.26	3.76	3.42	1.83	2.91	2.19	1.96	1.93	2.58	3.10	2.80	2.51
SK0006R	copper	aerosol	1.97	1.62	2.01	1.89	0.89	1.75	2.05	1.19	1.68	1.75	2.32	1.92	1.76
SK0007R	copper	aerosol	3.04	3.03	5.11	4.17	2.55	3.75	2.45	2.95	3.41	4.56	3.30	2.57	3.45
DE0001R	iron	aerosol	49.29	104.93	73.50	102.50	84.02	107.30	100.44	56.94	111.45	140.88	56.65	43.84	87.68
DE0002R	iron	aerosol	59.02	81.90	93.96	167.37	92.34	100.07	86.44	101.24	136.71	177.30	104.33	77.35	105.91
DE0003R	iron	aerosol	8.85	18.57	55.56	76.02	67.75	111.54	84.48	80.81	114.39	92.76	28.87	6.18	61.38
DE0007R	iron	aerosol	48.56	102.33	106.89	146.11	70.05	68.14	66.29	65.74	119.74	153.83	80.34	62.47	90.63
DE0008R	iron	aerosol	10.81	32.99	73.74	143.70	82.50	102.73	71.68	66.53	138.28	134.38	17.84	5.27	73.44
DE0009R	iron	aerosol	38.29	100.51	73.65	107.94	66.81	63.49	74.93	61.79	94.87	114.14	74.75	39.15	75.54
DK0003R	iron	aerosol	28.75	53.41	76.11	230.70	104.59	228.50	156.45	162.91	203.76	144.08	55.32	38.57	125.54
DK0005R	iron	aerosol	43.62	58.73	93.08	-	-	125.61	68.66	80.93	127.03	161.08	75.93	51.70	94.37
DK0008R	iron	aerosol	24.12	58.25	40.78	104.29	56.34	60.92	55.37	50.71	76.80	101.67	38.03	23.63	57.32
DK0011G	iron	aerosol	0.77	1.26	6.01	33.33	0.80	22.55	3.90	-	-	-	-	-	-
DK0031R	iron	aerosol	24.75	72.37	54.27	167.69	62.41	86.25	53.71	48.80	86.76	116.13	29.55	30.46	69.05
FI0036R	iron	aerosol	14.48	35.75	26.66	22.78	19.75	30.70	26.45	27.54	21.13	24.72	10.71	9.43	22.41
IS0091R	iron	aerosol	132.49	259.10	1519.03	1707.71	796.51	395.90	355.06	388.96	600.45	888.82	435.95	261.52	647.46
AT0002R	lead	pm10	16.47	24.55	10.54	10.14	4.23	3.94	3.89	6.32	8.40	20.89	17.89	3.98	10.93
AT0005R	lead	pm10	1.23	7.12	4.05	5.04	2.94	1.80	2.51	1.77	3.95	6.00	2.23	1.70	3.45
AT0048R	lead	pm10	2.03	3.18	2.83	5.78	3.79	1.63	1.94	1.84	1.18	7.08	0.97	0.91	2.85
BE0014R	lead	aerosol	-	-	14.00	11.00	8.00	10.00	11.00	8.00	9.00	17.00	11.00	15.00	11.42
CZ0001R	lead	aerosol	11.07	-	-	9.86	6.07	4.91	4.71	6.24	10.35	17.78	13.01	5.12	8.77
CZ0003R	lead	aerosol	5.57	17.27	12.86	9.89	5.26	3.75	3.56	6.26	7.80	13.87	6.75	4.54	8.15
DE0001R	lead	aerosol	4.55	11.28	6.13	5.01	2.86	2.23	1.56	1.97	4.51	8.15	4.55	5.15	4.77
DE0002R	lead	aerosol	5.49	12.88	9.20	6.35	3.80	2.69	2.75	3.48	5.96	15.60	9.37	7.11	7.04
DE0003R	lead	aerosol	1.66	3.03	3.12	3.23	2.52	3.48	2.20	2.90	4.04	3.19	1.91	1.19	2.69
DE0007R	lead	aerosol	4.79	15.79	11.14	6.65	3.17	2.42	2.30	2.86	7.33	18.00	11.43	8.20	7.76

Site	Comp	Matrix	jan	Febr	Mar	Apr	May	June	Jul	Aug	Sept	Oct	Nov	Dec	Annual
DE0008R	lead	aerosol	3.49	6.63	6.63	6.55	3.14	3.27	2.97	3.46	5.83	10.00	2.59	2.32	4.73
DE0009R	lead	aerosol	4.64	14.96	8.45	6.27	3.84	2.51	2.10	3.43	6.24	13.02	10.34	6.64	6.81
DK0003R	lead	aerosol	3.67	6.84	5.84	5.86	2.67	2.97	2.16	2.15	-1.16	12.88	6.08	4.91	4.49
DK0005R	lead	aerosol	4.21	6.69	12.57	-	-	1.99	2.37	2.42	5.39	15.41	5.45	6.63	5.87
DK0008R	lead	aerosol	2.59	9.70	3.76	5.47	2.72	2.18	1.76	1.41	3.95	11.13	4.25	4.10	4.37
DK0011G	lead	aerosol	0.09	0.11	0.27	0.33	-0.01	0.23	0.06	-	-	-	-	-	-
DK0031R	lead	aerosol	2.82	11.22	5.22	5.58	2.59	2.23	1.72	1.81	4.80	10.03	4.13	5.05	4.71
ES0008R	lead	aerosol	-	-	-	-	-	-	14.89	-	-	-	-	-	-
ES0008R	lead	pm10	3.42	4.53	17.83	0.49	9.37	6.91	5.80	9.19	10.39	5.22	0.32	9.28	6.96
ES0009R	lead	aerosol	-	-	-	-	-	-	46.48	-	-	-	-	-	-
FI0036R	lead	aerosol	1.24	2.19	0.96	0.62	0.54	0.51	0.45	1.24	0.87	2.35	0.63	0.90	1.04
GB0013R	lead	pm10	3.42	5.32	3.22	2.21	2.74	2.07	2.22	3.20	1.62	3.53	2.04	1.77	2.81
GB0017R	lead	pm10	10.48	5.08	1.22	7.87	7.80	-	0.94	0.23	0.47	5.19	3.19	5.85	4.17
GB0091R	lead	pm10	1.50	1.90	0.18	1.64	2.24	0.33	0.27	1.47	1.57	0.52	0.60	0.31	1.10
HU0002R	lead	aerosol	4.50	30.63	11.01	3.95	9.48	4.85	11.09	8.98	9.27	16.67	19.58	4.37	11.16
IS0091R	lead	aerosol	1.32	0.49	0.66	0.91	0.62	0.30	0.31	0.17	0.21	0.79	0.22	1.25	0.60
LT0015R	lead	aerosol	7.47	11.53	6.45	5.95	2.82	8.65	3.82	3.47	4.70	7.98	9.19	6.04	6.46
LV0010R	lead	aerosol	4.39	6.47	4.42	5.90	7.70	2.51	2.33	4.24	3.09	6.80	6.78	5.04	5.01
LV0016R	lead	aerosol	3.72	9.09	3.37	4.11	2.05	2.56	1.97	1.39	2.99	6.80	5.61	5.55	3.97
NL0009R	lead	aerosol	4.32	7.61	8.04	7.51	4.58	2.73	2.75	2.88	6.90	9.64	5.85	5.88	5.72
NO0001R	lead	pm10	1.56	4.48	2.12	2.16	1.03	0.89	0.65	0.83	1.81	5.69	1.87	1.67	1.99
NO0042G	lead	aerosol	1.52	2.60	0.88	2.93	0.31	0.12	0.06	0.01	0.05	0.06	0.34	3.05	1.04
PL0005R	lead	pm10	10.42	12.18	9.75	6.08	3.24	3.16	2.51	3.57	6.86	7.68	13.39	13.88	7.68
SE0014R	lead	aerosol	2.98	11.96	4.60	5.89	3.40	1.93	1.32	1.55	3.30	11.93	7.44	4.24	4.99
SI0008R	lead	pm10	2.60	9.05	10.59	9.05	9.05	12.73	10.90	10.88	9.05	11.34	11.34	14.92	10.53
SK0002R	lead	aerosol	0.62	0.75	2.27	4.74	3.95	3.34	3.96	2.27	3.21	2.71	1.37	0.33	2.43
SK0004R	lead	aerosol	7.34	9.50	10.89	5.63	6.94	6.50	5.74	6.26	8.20	11.49	13.85	6.92	8.12
SK0005R	lead	aerosol	13.73	17.64	15.57	13.32	10.79	11.22	10.12	10.13	10.45	12.96	20.01	20.42	13.70
SK0006R	lead	aerosol	23.64	20.62	9.77	9.99	8.69	7.00	8.13	5.75	17.08	12.62	15.42	12.45	12.45
SK0007R	lead	aerosol	16.51	20.76	12.99	8.63	9.07	8.42	6.51	11.96	21.10	33.39	16.21	10.56	14.45
CZ0001R	manganese	aerosol	7.35	-	-	5.87	4.43	3.65	4.09	3.24	6.31	6.53	3.83	1.66	4.46
CZ0003R	manganese	aerosol	2.01	3.08	2.97	2.88	1.78	1.51	1.27	1.78	2.32	3.20	2.11	1.70	2.21
DE0001R	manganese	aerosol	1.41	3.27	2.31	3.18	2.37	3.00	2.81	1.70	3.23	4.01	1.91	1.81	2.63
DE0002R	manganese	aerosol	2.05	3.17	3.22	5.13	2.64	2.77	2.92	3.34	4.87	6.60	3.72	2.77	3.57
DE0003R	manganese	aerosol	2.38	5.45	1.79	2.29	2.10	3.39	2.34	2.29	3.31	2.19	0.93	0.29	2.38
DE0007R	manganese	aerosol	1.92	3.82	3.98	5.24	2.69	2.45	2.42	2.58	4.50	5.65	3.26	3.65	3.50
DE0008R	manganese	aerosol	0.95	1.86	2.88	4.13	2.56	3.15	2.36	2.24	4.15	4.39	0.79	0.46	2.49
DE0009R	manganese	aerosol	1.70	3.56	2.75	3.21	1.84	1.74	1.95	2.09	3.26	4.36	2.70	1.41	2.54
DK0003R	manganese	aerosol	1.49	2.27	3.10	7.43	4.10	6.94	5.31	6.12	9.93	5.20	2.43	1.75	4.74
DK0005R	manganese	aerosol	1.36	1.75	2.51	-	-	3.55	2.74	2.87	4.32	5.35	2.47	1.86	3.19

Site	Comp	Matrix	jan	Febr	Mar	Apr	May	June	Jul	Aug	Sept	Oct	Nov	Dec	Annual
DK0008R	manganese	aerosol	1.39	2.18	1.99	3.52	2.05	2.03	2.13	2.02	2.73	3.75	1.40	1.17	2.19
DK0011G	manganese	aerosol	0.00	0.01	0.14	0.51	0.01	0.42	0.07						0.18
DK0031R	manganese	aerosol	1.30	2.74	2.31	5.07	1.82	2.29	1.87	1.66	2.82	3.97	1.46	1.48	2.38
FI0036R	manganese	aerosol	0.51	0.86	0.77	0.46	0.45	0.97	0.83	0.98	0.50	0.79	0.15	0.22	0.62
IS0091R	manganese	aerosol	2.30	4.12	21.36	28.42	13.16	6.41	5.34	6.39	9.37	15.77	7.09	3.55	10.31
LV0010R	manganese	aerosol	1.97	3.50	1.96	5.15	7.17	5.14	3.05	2.56	5.78	3.69	2.92	1.68	3.74
LV0016R	manganese	aerosol	4.67	6.92	3.14	9.90	13.44	16.37	42.71	13.62	13.98	8.27	5.26	4.49	11.77
NO0042G	manganese	aerosol	0.45	0.30	0.37	0.90	0.53	0.34	0.19	0.09	0.43	0.24	0.50	0.57	0.40
SK0002R	manganese	aerosol	0.64	0.64	1.42	2.68	2.38	1.42	2.00	1.09	1.33	2.14	1.13	0.94	1.47
SK0004R	manganese	aerosol	4.33	3.10	6.03	6.45	5.06	3.93	4.81	3.77	4.86	5.92	5.90	2.60	4.77
SK0005R	manganese	aerosol	37.87	31.59	25.65	17.02	14.45	15.01	24.86	9.93	11.63	13.73	11.26	15.03	18.67
SK0006R	manganese	aerosol	2.81	3.65	6.47	4.57	3.56	3.38	4.95	3.32	5.09	4.46	3.94	3.08	4.11
SK0007R	manganese	aerosol	4.91	4.78	9.78	6.98	8.13	6.72	6.45	6.84	7.89	9.04	4.17	2.22	6.61
DK0011G	mercury	air	1.41	1.31	1.13	1.54	1.50	1.45	-	-	-	-	-	-	-
DE0002R	total_gaseous_mercury	air	1.82	1.98	2.13	2.15	2.00	1.98	1.94	1.95	2.01	2.17	1.97	1.94	2.00
DE0007R	total_gaseous_mercury	air	1.56	1.61	1.72	1.68		1.66	1.66	1.55	1.52	1.58	1.72	1.73	1.63
DE0009R	total_gaseous_mercury	air	1.66	1.89	1.72	1.67	1.56	1.58	1.35	1.36	1.27	1.58	1.52	1.63	1.56
ES0008R	mercury	air	-	-	-	-	-	-	1.58	1.53	1.56	2.11	2.04	1.85	-
ES0010R	mercury	air	-	-	2.38	2.20	1.80	1.71	1.69	1.48	1.44	1.42	1.44	1.48	1.67
FI0096G	mercury	air	1.49	1.57	1.53	1.40	1.60	1.65	1.72	2.07	1.54	1.41	1.26	1.41	1.53
IE0031R	mercury	air	-	-	-	-	1.57	1.76	1.60	1.58	1.52	1.54	1.51	1.52	1.55
NO0001R	mercury	air	2.21	2.12	2.20	2.02	1.45	1.33	2.03	1.60	-	-	-	-	-
NO0042G	mercury	air	1.55	1.54	1.63	1.49	1.47	1.72	1.90	1.64	1.54	1.46	1.47	1.48	1.58
NO0090R	mercury	air	1.66	1.58	1.57	1.60	1.75	-	-	-	-	-	-	-	-
PL0005R	mercury	air	0.27	0.61	0.92	0.86	0.61	1.29	1.24	0.92	1.12	0.91	0.87	1.00	0.90
SE0014R	mercury	air	1.52	1.64	1.76	1.99	1.70	1.74	1.70	1.92	1.69	1.63	1.30	1.48	1.68
FI0096G	mercury	aerosol	4.70	3.81	2.24	1.46	1.37	1.65	1.00	0.70	0.71	0.67	0.86	0.51	1.69
GB0013R	mercury	pm10	1.36	1.03	1.09	1.18	1.16	1.15	1.13	1.16	1.11	1.16	1.08	1.06	1.13
GB0017R	mercury	pm10	1.96	-	-	-	-	-	-	-	-	1.64	0.72	-	-
IS0091R	mercury	aerosol	2.96	3.24	3.33	5.39	3.43	1.94	1.15	1.39	1.41	2.74	0.71	3.53	2.60
SE0014R	mercury	aerosol	14.89	20.29	14.43	20.00	10.00	6.25	6.67	7.89	6.75	15.89	7.89	5.38	11.29
BE0014R	nickel	aerosol	-	-	6.00	6.00	5.00	7.00	6.00	4.00	3.00	3.00	2.00	4.00	4.60
CZ0001R	nickel	aerosol	0.87	-	-	0.66	0.37	1.13	0.77	0.23	0.67	0.76	0.51	0.39	0.62
CZ0003R	nickel	aerosol	0.48	2.38	1.17	0.93	0.45	0.34	0.67	0.34	0.94	0.43	0.33	0.44	0.73
DE0002R	nickel	aerosol	1.12	1.02	1.23	1.08	0.85	0.98	1.16	1.11	1.05	0.89	1.17	1.08	1.06
DE0003R	nickel	aerosol	0.26	0.36	0.42	0.34	0.23	0.59	0.45	0.61	0.61	0.58	0.55	0.21	0.44
DE0007R	nickel	aerosol	0.64	1.09	1.27	1.01	0.52	0.39	0.64	0.47	0.81	0.73	0.82	1.05	0.78
DE0008R	nickel	aerosol	0.34	0.86	0.75	0.74	0.60	0.76	0.77	0.95	0.79	0.72	0.30	0.19	0.65

Site	Comp	Matrix	jan	Febr	Mar	Apr	May	June	Jul	Aug	Sept	Oct	Nov	Dec	Annual
DK0003R	nickel	aerosol	0.74	1.42	1.84	1.88	1.20	1.20	1.09	1.36	-	1.95	1.04	0.99	0.71
DK0005R	nickel	aerosol	1.07	1.58	3.15	-	-	4.35	3.62	2.97	4.30	2.93	1.76	1.49	2.91
DK0008R	nickel	aerosol	0.99	1.92	2.68	3.40	2.56	1.95	2.19	1.73	2.35	2.30	1.41	1.17	2.04
DK0011G	nickel	aerosol	0.03	0.04	0.04	0.05	0.03	0.13	0.08	-	-	-	-	-	-
DK0031R	nickel	aerosol	0.82	1.41	1.70	2.01	3.56	1.70	1.17	1.16	1.38	1.40	0.89	0.85	1.51
ES0008R	nickel	aerosol	-	-	-	-	-	-	3.70	-	-	-	-	-	-
ES0009R	nickel	aerosol	-	-	-	-	-	-	22.66	-	-	-	-	-	-
FI0036R	nickel	aerosol	0.45	0.47	0.42	0.37	0.40	0.67	0.55	0.31	0.20	0.23	0.43	0.77	0.44
GB0013R	nickel	pm10	1.24	2.23	0.79	0.81	1.98	0.76	0.33	1.17	0.67	0.18	0.07	0.25	0.90
GB0017R	nickel	pm10	2.03	0.82	0.10	5.37	2.12	-	1.01	0.05	0.45	0.50	1.13	0.13	1.15
GB0091R	nickel	pm10	1.60	4.52	0.02	1.15	0.41	0.11	0.04	0.79	0.31	0.05	0.05	0.17	0.73
IS0091R	nickel	aerosol	6.59	1.98	4.09	18.84	5.70	10.51	6.78	4.71	2.27	4.40	3.96	8.89	6.58
LV0010R	nickel	aerosol	0.67	1.14	0.58	1.20	1.66	0.75	1.08	0.63	1.05	0.97	0.69	0.77	0.93
LV0016R	nickel	aerosol	0.59	1.42	0.65	0.91	1.28	1.51	0.59	0.91	1.93	0.61	0.66	0.69	0.97
NL0009R	nickel	aerosol	0.98	1.31	2.13	2.19	1.77	1.48	2.04	1.92	1.76	1.19	1.60	1.75	1.68
NO0001R	nickel	pm10	15.83	1.17	1.39	1.40	1.23	0.84	0.58	0.70	0.88	2.10	1.31	1.04	2.18
NO0042G	nickel	aerosol	0.10	0.26	0.09	0.26	0.04	0.10	0.06	0.04	0.04	0.04	0.08	0.39	0.13
PL0005R	nickel	pm10	1.02	1.21	1.87	1.39	1.03	1.38	0.77	2.35	1.16	1.17	1.53	1.87	1.40
SE0014R	nickel	aerosol	1.13	1.37	0.96	1.31	1.19	1.03	1.01	0.93	1.87	15.00	0.81	0.73	2.30
SI0008R	nickel	pm10	0.36	5.05	6.45	7.08	1.22	0.90	1.88	1.40	1.90	1.16	0.90	3.04	2.66
SK0002R	nickel	aerosol	0.70	0.47	1.38	0.37	0.09	0.44	0.14	0.55	0.40	0.44	1.14	0.88	0.59
SK0004R	nickel	aerosol	0.15	0.21	1.04	0.88	0.15	0.65	0.29	0.46	0.28	0.52	0.77	0.65	0.52
SK0005R	nickel	aerosol	0.25	0.59	1.21	1.11	0.42	0.87	0.40	0.41	0.49	0.79	0.89	0.97	0.69
SK0006R	nickel	aerosol	0.44	0.63	0.82	0.94	0.43	0.78	0.50	0.65	0.52	0.71	1.62	0.91	0.75
SK0007R	nickel	aerosol	0.75	1.36	1.07	0.68	1.19	0.88	0.85	0.83	0.73	1.04	1.58	1.38	1.03
DK0003R	selenium	aerosol	0.28	0.29	0.31	0.55	0.48	0.39	0.32	0.34	-	0.72	0.35	0.31	0.18
DK0005R	selenium	aerosol	0.41	0.34	0.61	-	-	0.45	0.41	0.43	0.76	0.92	0.50	0.47	0.56
DK0008R	selenium	aerosol	0.31	0.47	0.23	0.48	0.41	0.34	0.34	0.33	0.55	0.69	0.39	0.26	0.40
DK0011G	selenium	aerosol	0.01	0.00	0.02	0.03	0.01	0.09	0.06	-	-	-	-	-	0.03
DK0031R	selenium	aerosol	0.37	0.47	0.35	0.63	0.54	0.45	0.39	0.39	0.63	0.73	0.35	0.35	0.47
DE0001R	vanadium	aerosol	2.99	3.61	5.12	6.07	5.66	4.65	3.35	3.48	4.55	3.41	2.64	3.17	4.11
DE0002R	vanadium	aerosol	1.50	1.81	2.28	1.91	1.53	1.75	1.84	2.46	2.04	1.42	1.65	1.98	1.84
DE0003R	vanadium	aerosol	0.43	0.50	0.69	0.57	0.62	1.08	0.92	0.91	0.80	0.53	0.47	0.30	0.65
DE0007R	vanadium	aerosol	1.37	2.00	2.32	1.92	1.39	1.24	1.65	1.36	1.68	1.43	1.34	1.79	1.62
DE0008R	vanadium	aerosol	0.50	0.82	0.90	0.89	0.83	0.91	0.83	1.14	1.05	0.73	0.37	0.36	0.78
DE0009R	vanadium	aerosol	3.36	3.30	6.01	6.05	6.79	5.09	7.24	4.99	5.57	3.04	2.19	3.74	4.80
FI0036R	vanadium	aerosol	0.65	0.80	0.58	0.33	0.51	0.27	0.24	0.35	0.37	0.46	0.30	0.89	0.48
IS0091R	vanadium	aerosol	1.96	2.10	6.19	7.11	3.14	2.36	1.73	2.00	2.34	4.23	2.68	2.01	3.16

Site	Comp	Matrix	jan	Febr	Mar	Apr	May	June	Jul	Aug	Sept	Oct	Nov	Dec	Annual
NO0001R	vanadium	pm10	1.96	0.80	1.33	2.15	1.74	1.58	1.18	1.27	1.89	2.22	0.82	0.42	1.44
NO0042G	vanadium	aerosol	0.14	0.17	0.13	0.35	0.12	0.19	0.08	0.03	0.05	0.05	0.07	0.15	0.13
BE0014R	zinc	aerosol			43.00	43.00	35.00	48.00	35.00	25.00	39.00	49.00	34.00	47.40	39.83
DE0001R	zinc	aerosol	9.71	25.30	16.73	12.78	8.45	15.83	7.07	7.81	6.79	18.24	15.50	14.45	12.96
DE0009R	zinc	aerosol	13.25	45.65	31.80	24.95	19.59	18.33	8.57	15.98	13.44	20.16	19.68	10.62	19.95
DK0003R	zinc	aerosol	11.87	16.07	16.92	17.59	18.66	10.78	9.67	10.99	19.02	27.97	19.36	14.64	16.11
DK0005R	zinc	aerosol	10.70	12.95	18.62	-	-	7.49	8.86	8.27	16.48	32.47	16.26	15.28	15.20
DK0008R	zinc	aerosol	11.74	19.81	11.18	15.53	6.91	6.73	6.29	4.58	9.57	21.16	11.74	9.96	11.17
DK0011G	zinc	aerosol	0.11	-	0.89	0.27	-	0.21	-	-	-	-	-	-	-
DK0031R	zinc	aerosol	7.61	23.33	14.36	15.94	7.34	6.86	6.13	5.70	10.73	20.79	11.01	14.35	11.89
ES0008R	zinc	aerosol	-	-	-	-	-	-	34.54	-	-	-	-	-	-
ES0009R	zinc	aerosol	-	-	-	-	-	-	511.56	-	-	-	-	-	-
FI0036R	zinc	aerosol	3.85	7.08	3.01	1.52	1.27	1.22	1.09	2.58	2.01	4.08	1.28	2.08	2.56
GB0013R	zinc	pm10	4.03	7.61	53.94	4.97	9.45	7.45	7.04	3.89	3.66	13.63	6.47	10.29	9.29
GB0017R	zinc	pm10	8.87	5.39	2.97	12.10	16.32	-	3.33	3.77	2.97	16.64	6.17	6.88	7.69
GB0091R	zinc	pm10	3.97	4.02	3.05	5.79	2.28	2.86	7.79	2.97	3.02	3.17	3.20	2.62	3.66
IS0091R	zinc	aerosol	14.66	7.69	6.26	8.52	9.83	4.54	6.43	4.02	3.97	6.73	4.51	12.14	7.44
LT0015R	zinc	aerosol	46.00	35.68	22.42	23.97	13.90	37.13	16.19	9.87	13.07	21.55	20.13	13.93	22.79
LV0010R	zinc	aerosol	32.30	26.35	35.42	34.15	54.95	14.64	15.17	31.05	13.91	21.18	22.68	19.94	27.11
LV0016R	zinc	aerosol	16.87	39.95	12.63	14.72	9.11	12.27	9.44	6.50	14.58	21.14	17.44	19.62	16.01
NL0009R	zinc	aerosol	11.40	24.39	27.48	28.49	20.70	12.54	11.80	10.73	26.21	31.22	21.69	26.60	20.88
NO0001R	zinc	pm10	134.27	9.51	7.96	7.55	3.11	3.05	2.47	2.99	5.47	13.63	8.23	3.90	15.08
NO0042G	zinc	aerosol	2.22	14.18	1.43	5.45	0.65	0.35	0.55	4.68	0.31	0.50	0.81	5.75	3.16
PL0005R	zinc	pm10	27.79	35.15	27.70	19.00	10.09	12.29	8.10	7.95	15.83	22.30	33.83	38.59	21.43
SK0002R	zinc	aerosol	1.73	0.46	6.09	10.44	4.43	6.35	2.30	5.35	4.31	5.84	2.20	1.90	4.29
SK0004R	zinc	aerosol	16.72	15.26	23.14	18.94	10.75	11.11	4.30	4.60	10.83	15.57	18.53	12.73	12.83
SK0005R	zinc	aerosol	31.10	41.42	36.69	33.52	16.55	18.36	12.59	10.56	17.91	25.50	40.26	39.94	26.52
SK0006R	zinc	aerosol	20.45	19.27	24.72	18.49	10.67	11.94	5.50	2.38	12.11	13.06	19.13	15.37	14.37
SK0007R	zinc	aerosol	29.26	28.79	26.91	16.19	12.68	12.02	3.65	14.04	21.98	28.78	23.89	17.03	19.44

Annex 7

Monthly mean values for POPs in precipitation

Site	Comp	Matrix	jan	Febr	Mar	Apr	May	June	Jul	Aug	Sept	Oct	Nov	Dec	Annual
CZ0003R	acenaphthene	precip	3.172	2.03	1.839	1.586	0.963	14.783	1.475	1.71	6.146	6.6	5.285	1.722	3.135
CZ0003R	acenaphthylene	precip	2.036	3.563	4.378	1.732	0.74	0.654	1.322	1.062	7.587	6.7	3.284	3.107	2.289
BE0014R	alpha_HCH	precip	0.5	0.5	0.5	0.5	0.5	0.5	0.5	0.5	0.5	0.5	0.5	0.5	0.5
DE0001R	alpha_HCH	precip	0.18	0.21	0.281	0.52	0.276	0.222	0.86	0.179	0.354	0.33	0.225	0.15	0.33
DE0009R	alpha_HCH	precip	0.19	0.16	0.175	0.37	0.244	0.23	0.29	0.375	0.185	0.14	0.086	0.28	0.23
FI0096R	alpha_HCH	precip+dry_dep	0.01	0.03	0.024	0.02	0.25	0.01	0.16	0.16	0.05	0.03	0.05	0.025	0.066
IS0091R	alpha_HCH	precip	0.143	0.152	0.09	0.113	0.378	0.081	0.111	0.133	0.15	0.115	0.132	0.087	0.12
NO0001R	alpha_HCH	precip	0.175	0.15	0.079	0.232	0.301	0.373	0.276	0.382	0.377	0.256	0.267	0.264	0.267
SE0014R	alpha_HCH	precip+dry_dep	0.149	0.08	0.098	0.188	0.26	0.152	0.428	0.255	0.12	0.178	0.2	0.069	0.182
DE0001R	anthracene	precip	0.25	0.47	0.563	0.7	0.498	0.263	0.16	0.16	1.099	0.42	0.249	0.23	0.336
DE0009R	anthracene	precip	1.03	0.63	0.617	0.45	0.979	0.414	0.25	0.58	0.749	0.19	1.388	1.84	0.734
FI0096R	anthracene	precip+dry_dep	1	1	0.429	0	0	0	0	0	0	0	0	0	0.165
SE0012R	anthracene	precip+dry_dep	2	2	1	1	1	2	0	0	1	0	1	-	1.136
SE0014R	anthracene	precip+dry_dep	1	0.964	0.097	0.8	0	0	0	0	0.167	1	1	1	0.5
DE0001R	benzo_a_anthracene	precip	0.19	0.36	1.719	3.69	1.673	0.722	0.55	0.352	1.241	0.99	1.228	1.53	1.055
DE0009R	benzo_a_anthracene	precip	5.06	6.14	5.775	1.19	1.589	0.76	0.19	0.515	2.103	1.29	6.841	9.62	3.259
CZ0003R	benzo_a_anthracene	precip	3.601	8.447	6.177	4.628	0.865	0.671	0.413	0.612	4.723	5.6	2.438	1.989	2.427
CZ0003R	benzo_a_pyrene	precip	2.88	7.485	5.675	4.538	0.932	1.218	0.38	0.638	9.1	6.1	2.135	0.919	2.196
DE0001R	benzo_a_pyrene	precip	0.25	0.47	3.776	7.19	2.362	0.997	0.73	0.504	1.272	0.71	1.246	1.51	1.496
DE0009R	benzo_a_pyrene	precip	8.4	5.9	5.568	1.4	1.767	0.968	1.4	1.252	2.906	1.1	5.621	10.7	3.571
FI0096R	benzo_a_pyrene	precip+dry_dep	4	0	0	0	3	0	2	0	2	1	4	2.091	1.4
SE0012R	benzo_a_pyrene	precip+dry_dep	7	7	4	3.417	3	1	2	2	5	10	3	-	4.697
SE0014R	benzo_a_pyrene	precip+dry_dep	4.25	5.893	3	3	3	2.167	2	2	2.5	6.548	11	5.774	4.245
CZ0003R	benzo_b_fluoranthene	precip	8.201	15.895	18.75	8.057	2.132	2.156	0.497	0.956	4.544	7	1.934	1.571	4.571
DE0001R	benzo_bjk_fluoranthenes	precip	0.8	1.5	10.253	15.8	5.389	3.511	1.7	1.665	7.908	3.5	5.165	7.9	4.625
DE0009R	benzo_bjk_fluoranthenes	precip	30.6	32.7	30.782	6.7	8.181	5.599	7.5	3.842	9.102	4.7	19.606	45	15.949
DE0001R	benzo_ghi_perylenes	precip	0.39	0.55	2.42	4.75	1.769	0.891	0.65	0.445	1.461	0.81	1.166	2.26	1.28
DE0009R	benzo_ghi_perylenes	precip	10.71	7.82	7.349	1.44	1.769	0.582	1.04	1.233	2.287	1.22	4.938	13.36	4.067
FI0096R	benzo_ghi_perylenes	precip+dry_dep	6	0	0	0	3	0	1	0	2	1	7	3.182	1.729
SE0012R	benzo_ghi_perylenes	precip+dry_dep	8	8	4	3.417	4	1	2	3	3	5	6	-	4.811
SE0014R	benzo_ghi_perylenes	precip+dry_dep	3.5	2.929	1.387	4.6	3	2.167	2	2	2.333	4.258	5	5.871	3.258
CZ0003R	benzo_k_fluoranthene	precip	4.617	8.888	9.099	4.971	1.373	3.451	0.446	0.817	3.271	6.4	2.59	0.834	2.778

Site	Comp	Matrix	jan	Febr	Mar	Apr	May	June	Jul	Aug	Sept	Oct	Nov	Dec	Annual
IS0091R	beta_HCH	precip	0.007	0.009	0.012	0.019	0.061	0.004	0.004	0.003	0.002	0.003	0.003	0.003	0.006
CZ0003R	chrysene	precip	18.217	25.581	33.789	17.868	3.347	1.518	0.984	1.776	8.405	15	6.934	4.297	8.299
IS0091R	cis_CD	precip	0.005	0.005	0.007	0.004	0.021	0.002	0.002	0.002	0.002	0.005	0.005	0.004	0.004
CZ0003R	dibenzo_ah_anthracene	precip	0.394	0.808	0.713	0.409	0.2	0.3	0.17	0.116	-	-	0.2	0.215	0.39
DE0001R	dibenzo_ah_anthracene	precip	0.25	0.47	0.612	1.03	0.527	0.408	1.21	0.187	0.956	0.18	0.249	0.23	0.485
DE0009R	dibenzo_ah_anthracene	precip	2.26	1.84	1.737	0.45	0.653	1.719	2.92	1.076	0.91	0.56	1.179	2.74	1.476
BE0014R	dieldrin	precip	1	1	1	1	1	1	1	1	1	1	1	1	1
DE0001R	dieldrin	precip	0.159	0.123	0.169	0.123	0.051	0.063	0.07	0.054	0.172	0.108	0.117	0.098	0.098
DE0009R	dieldrin	precip	0.09	0.116	0.115	0.106	0.069	0.04	0.047	0.092	0.101	0.098	0.079	0.069	0.084
IS0091R	dieldrin	precip	0.047	0.04	0.022	0.048	0.076	0.013	0.016	0.011	0.029	0.036	0.031	0.028	0.029
BE0014R	endrin	precip	1.5	1.5	1.5	1.5	1.5	1.5	1.5	1.5	1.5	1.5	1.5	1.5	1.5
DE0001R	endrin	precip	0.048	0.094	0.083	0.045	0.065	0.037	0.024	0.027	0.186	0.024	0.035	0.033	0.043
DE0009R	endrin	precip	0.212	0.03	0.034	0.083	0.042	0.059	0.045	0.042	0.104	0.026	0.051	0.036	0.049
DE0001R	fluoranthene	precip	6.9	11	14.933	25.6	11.921	6.904	6.3	3.09	14.21	7.7	7.456	11.7	9.155
DE0009R	fluoranthene	precip	23	50.5	47.955	16	16.957	8.24	10.4	4.878	10.906	9.1	31.886	49.8	22.878
FI0096R	fluoranthene	precip+dry_dep	11	3	2.429	1	11	1	5	1	7	3	6	6	4.718
SE0012R	fluoranthene	precip+dry_dep	68	68	16	13.083	10	5	8	3	13	43	17	-	29.205
SE0014R	fluoranthene	precip+dry_dep	25.781	29.464	14.903	14.2	15	10	7.194	6	8.167	24.419	40	40	19.543
BE0014R	gamma_HCH	precip	6	6.181	8.326	8	7.146	2.342	3.45	2.8	1	5.491	1.197	1	3.971
CZ0003R	gamma_HCH	precip	3.614	5.225	2.976	2.847	2.009	2.138	3.798	2.296	9.753	17.5	8.01	2.066	3.797
DE0001R	gamma_HCH	precip	1.67	0.33	2.014	3.9	2.172	1.527	1.38	0.408	0.99	1.16	1.419	0.58	1.369
DE0009R	gamma_HCH	precip	0.45	0.97	1.101	2.74	1.597	0.994	1.08	0.951	1.142	1.61	1.249	0.52	1.213
FI0096R	gamma_HCH	precip+dry_dep	0.01	0.02	0.02	0.02	0.5	0	0.14	0.09	0.03	0.04	0.05	0.037	0.078
IS0091R	gamma_HCH	precip	0.042	0.062	0.073	0.089	0.153	0.03	0.049	0.042	0.04	0.078	0.04	0.035	0.051
NL0091R	gamma_HCH	precip	5	5	12	12.936	6.379	5	5	5	5	5	5	5	5.871
NO0001R	gamma_HCH	precip	0.301	0.377	0.124	1.367	1.555	0.608	0.54	0.664	0.612	0.808	0.734	0.291	0.721
SE0014R	gamma_HCH	precip+dry_dep	0.327	0.15	0.196	0.72	1.08	0.655	1.211	0.427	0.253	0.48	0.51	0.17	0.517
DE0001R	HCB	precip	0.01	0.02	0.309	0.3	0.045	0.011	0.02	0.011	0.155	0.09	0.01	0.01	0.062
DE0009R	HCB	precip	0.04	0.04	0.095	0.79	0.037	0.02	0.02	0.011	0.037	0.02	0.02	0.02	0.071
IS0091R	HCB	precip	0.011	0.013	0.174	0.02	0.112	0.006	0.005	0.004	0.011	0.02	0.013	0.014	0.019
NO0001R	HCB	precip	0.048	0.06	0.047	0.058	0.162	0.102	0.161	0.077	0.071	0.052	0.176	0.305	0.116

Site	Comp	Matrix	jan	Febr	Mar	Apr	May	June	Jul	Aug	Sept	Oct	Nov	Dec	Annual
BE0014R	heptachlor	precip	1	1	1	1	1	1	1	1	1	1	1	1	1
DE0001R	heptachlor	precip	0.019	0.036	0.027	0.018	0.026	0.014	0.009	0.011	0.072	0.009	0.013	0.013	0.017
DE0009R	heptachlor	precip	0.082	0.012	0.013	0.032	0.016	0.023	0.018	0.017	0.04	0.01	0.02	0.014	0.019
DE0001R	inden_123cd_pyrene	precip	0.58	1.09	2.986	5	1.459	0.61	0.36	0.362	2.195	0.4	1.332	2.53	1.284
DE0009R	inden_123cd_pyrene	precip	11.42	8.82	8.246	1.04	2.022	0.959	0.57	0.621	2.155	1.41	5.736	13.64	4.27
FI0096R	inden_123cd_pyrene	precip+dry_dep	9	1	0.429	0	4	0	2	0	2	1	9	4.545	2.471
SE0012R	inden_123cd_pyrene	precip+dry_dep	14	14	5	3.833	3	1	1	3	3	12	8	-	7.189
SE0014R	inden_123cd_pyrene	precip+dry_dep	5.5	6.857	3	3	3	2.167	2	2	2.5	7.581	15	8.903	5.109
DE0001R	op_DDD	precip	0.011	0.033	0.028	0.015	0.021	0.013	0.008	0.009	0.055	0.008	0.011	0.011	0.014
DE0009R	op_DDD	precip	0.058	0.021	0.029	0.123	0.017	0.019	0.011	0.033	0.041	0.025	0.036	0.012	0.029
DE0001R	op_DDE	precip	0.019	0.04	0.033	0.018	0.025	0.015	0.01	0.011	0.065	0.009	0.013	0.013	0.017
DE0009R	op_DDE	precip	0.068	0.011	0.012	0.024	0.016	0.023	0.017	0.018	0.04	0.01	0.02	0.014	0.018
DE0001R	op_DDT	precip	0.025	0.068	0.057	0.055	0.047	0.025	0.015	0.016	0.093	0.017	0.024	0.023	0.03
DE0009R	op_DDT	precip	0.101	0.051	0.068	0.288	0.039	0.12	0.024	0.118	0.099	0.078	0.071	0.053	0.083
IS0091R	op_DDT	precip	0.004	0.005	0.007	0.004	0.041	0.003	0.004	0.003	0.002	0.003	0.003	0.016	0.005
CZ0003R	PCB_101	precip	0.158	0.078	0.214	0.166	0.05	0.054	0.064	0.05	0.05	0.05	0.05	0.065	0.078
DE0001R	PCB_101	precip	0.03	0.05	0.175	0.03	0.056	0.029	0.02	0.021	0.121	0.04	0.03	0.03	0.04
DE0009R	PCB_101	precip	0.12	0.02	0.242	3.03	0.17	0.055	0.09	0.033	0.088	0.02	0.039	0.03	0.235
FI0096R	PCB_101	precip+dry_dep	0.03	0.03	0.03	0.03	0.03	0.03	0.03	0.03	0.04	0.03	0.05	0.037	0.032
IS0091R	PCB_101	precip	0.007	0.006	0.004	0.032	0.024	0.005	0.002	0.002	0.001	0.029	0.003	0.001	0.008
NO0001R	PCB_101	precip	0.048	0.044	0.046	0.046	0.045	0.024	0.014	0.024	0.047	0.034	0.027	0.029	0.035
SE0012R	PCB_101	precip+dry_dep	0.01	0.01	0.01	0.016	0.02	0.03	0.04	0.03	0.04	0.04	-	-	0.02
SE0014R	PCB_101	precip+dry_dep	0.042	0.061	0.082	0.102	0.11	0.077	0.079	0.071	0.088	0.12	0.09	0.107	0.086
IS0091R	PCB_105	precip	0.002	0.004	0.004	0.028	0.021	0.002	0.004	0.003	0.002	0.011	0.003	0.001	0.006
CZ0003R	PCB_118	precip	0.05	0.05	0.05	0.05	0.05	0.05	0.05	0.05	0.05	0.05	0.05	0.05	0.05
DE0001R	PCB_118	precip	0.03	0.02	0.115	0.03	0.149	0.011	0.02	0.011	0.093	0.02	0.01	0.01	0.031
DE0009R	PCB_118	precip	0.04	0.01	0.069	0.81	0.066	0.021	0.03	0.011	0.033	0.01	0.019	0.01	0.069
FI0096R	PCB_118	precip+dry_dep	0.02	0.02	0.02	0.03	0.05	0.02	0.02	0.02	0.02	0.02	0.07	0.038	0.027
IS0091R	PCB_118	precip	0.005	0.005	0.014	0.01	0.089	0.007	0.004	0.003	0.002	0.019	0.006	0.003	0.008
NO0001R	PCB_118	precip	0.038	0.031	0.034	0.025	0.037	0.022	0.013	0.02	0.038	0.03	0.02	0.036	0.028
SE0012R	PCB_118	precip+dry_dep	0.01	0.01	0.01	0.016	0.02	0.02	0.02	0.02	0.04	0.03	-	-	0.017
SE0014R	PCB_118	precip+dry_dep	0.087	0.08	0.07	0.08	0.12	0.228	0.078	0.07	0.078	0.11	0.08	0.15	0.103
CZ0003R	PCB_138	precip	0.05	0.05	0.144	0.184	0.05	0.071	0.064	0.05	0.05	0.05	0.05	0.05	0.063
DE0001R	PCB_138	precip	0.03	0.05	0.3	0.07	0.351	0.033	0.05	0.022	0.113	0.04	0.029	0.02	0.068
DE0009R	PCB_138	precip	0.11	0.02	0.158	1.89	0.141	0.047	0.03	0.031	0.082	0.02	0.039	0.03	0.157

Site	Comp	Matrix	jan	Febr	Mar	Apr	May	June	Jul	Aug	Sept	Oct	Nov	Dec	Annual
FI0096R	PCB_138	precip+dry_dep	0.05	0.01	0.01	0.01	0.06	0.01	0.03	0.05	0.04	0.04	0.05	0.025	0.031
IS0091R	PCB_138	precip	0.016	0.003	0.009	0.047	0.091	0.004	0.004	0.005	0.002	0.079	0.02	0.006	0.019
NO0001R	PCB_138	precip	0.047	0.048	0.047	0.033	0.049	0.027	0.017	0.025	0.034	0.038	0.027	0.038	0.035
SE0012R	PCB_138	precip+dry_dep	0.01	0.01	0.03	0.036	0.02	0.01	0.02	0.01	0.05	0.03	-	-	0.023
SE0014R	PCB_138	precip+dry_dep	0.223	0.131	0.173	0.308	0.38	0.163	0.192	0.182	0.228	0.378	0.4	0.444	0.268
CZ0003R	PCB_153	precip	0.396	0.156	0.417	0.3	0.05	0.071	0.087	0.05	0.05	0.05	0.05	0.084	0.13
DE0001R	PCB_153	precip	0.03	0.05	0.209	0.03	0.124	0.029	0.02	0.021	0.105	0.02	0.03	0.03	0.043
DE0009R	PCB_153	precip	0.11	0.02	0.246	3.08	0.219	0.047	0.03	0.031	0.085	0.04	0.039	0.03	0.239
FI0096R	PCB_153	precip+dry_dep	0.04	0.02	0.02	0.03	0.04	0.02	0.03	0.02	0.04	0.04	0.04	0.027	0.03
IS0091R	PCB_153	precip	0.017	0.005	0.008	0.067	0.246	0.006	0.007	0.008	0.005	0.09	0.019	0.003	0.024
NO0001R	PCB_153	precip	0.084	0.073	0.084	0.055	0.081	0.034	0.025	0.041	0.055	0.059	0.039	0.046	0.055
SE0012R	PCB_153	precip+dry_dep	0.01	0.01	0.02	0.029	0.02	0.01	0.03	0.01	0.04	0.03	-	-	0.02
SE0014R	PCB_153	precip+dry_dep	0.218	0.159	0.145	0.222	0.35	0.225	0.227	0.203	0.248	0.353	0.39	0.312	0.255
IS0091R	PCB_156	precip	0.002	0.003	0.004	0.008	0.021	0.001	0.004	0.003	0.002	0.01	0.003	0.003	0.004
CZ0003R	PCB_180	precip	0.05	0.05	0.4	0.39	0.05	0.071	0.079	0.05	0.05	0.05	0.05	0.05	0.083
DE0001R	PCB_180	precip	0.01	0.02	0.115	0.03	0.055	0.011	0.02	0.011	0.111	0.01	0.01	0.01	0.024
DE0009R	PCB_180	precip	0.05	0.02	0.1	1.1	0.142	0.019	0.01	0.011	0.038	0.01	0.019	0.01	0.095
FI0096R	PCB_180	precip+dry_dep	0.03	0.02	0.02	0.02	0.04	0.02	0.03	0.02	0.03	0.02	0.04	0.021	0.025
IS0091R	PCB_180	precip	0.018	0.003	0.01	0.047	0.085	0.003	0.004	0.003	0.002	0.089	0.016	0.003	0.019
NO0001R	PCB_180	precip	0.017	0.027	0.018	0.019	0.018	0.017	0.029	0.014	0.016	0.019	0.016	0.019	0.018
SE0012R	PCB_180	precip+dry_dep	0.01	0.01	0.02	0.026	0.02	0.005	0.02	0.005	0.02	0.02	-	-	0.017
SE0014R	PCB_180	precip+dry_dep	0.175	0.11	0.124	0.176	0.24	0.182	0.197	0.171	0.208	0.399	0.54	0.296	0.235
CZ0003R	PCB_28	precip	0.06	0.05	0.083	0.092	0.05	0.571	0.073	0.065	0.05	0.05	0.05	0.062	0.099
DE0001R	PCB_28	precip	0.03	0.06	0.182	0.08	0.06	0.029	0.02	0.021	0.117	0.02	0.03	0.03	0.042
DE0009R	PCB_28	precip	0.13	0.02	0.089	0.95	0.062	0.047	0.03	0.032	0.127	0.11	0.108	0.08	0.117
FI0096R	PCB_28	precip+dry_dep	0.005	0.005	0.005	0.005	0.005	0.005	0.005	0.005	0.005	0.005	0.005	0.005	0.005
IS0091R	PCB_28	precip	0.013	0.009	0.012	0.006	0.061	0.013	0.013	0.01	0.007	0.064	0.01	0.014	0.017
NO0001R	PCB_28	precip	0.012	0.022	0.019	0.015	0.014	0.014	0.015	0.013	0.014	0.01	0.015	0.024	0.015
SE0012R	PCB_28	precip+dry_dep	0.01	0.01	0.01	0.016	0.04	0.07	0.11	0.13	0.1	0.08	0.04	-	0.04
SE0014R	PCB_28	precip+dry_dep	0.005	0.005	0.005	0.005	0.005	0.005	0.005	0.005	0.005	0.005	0.005	0.005	0.005
IS0091R	PCB_31	precip	0.012	0.009	0.012	0.006	0.061	0.013	0.009	0.007	0.005	0.042	0.007	0.011	0.013
CZ0003R	PCB_52	precip	0.05	0.05	0.054	0.061	0.05	0.05	0.05	0.05	0.05	0.05	0.05	0.05	0.051
DE0001R	PCB_52	precip	0.02	0.03	0.091	0.04	0.03	0.019	0.01	0.011	0.064	0.02	0.01	0.01	0.022
DE0009R	PCB_52	precip	0.06	0.01	0.076	0.91	0.05	0.031	0.04	0.021	0.048	0.02	0.02	0.02	0.08
FI0096R	PCB_52	precip+dry_dep	0.12	0.04	0.034	0.03	0.03	0.03	0.04	0.05	0.05	0.04	0.09	0.045	0.047

Site	Comp	Matrix	jan	Febr	Mar	Apr	May	June	Jul	Aug	Sept	Oct	Nov	Dec	Annual
IS0091R	PCB_52	precip	0.01	0.007	0.015	0.012	0.047	0.007	0.004	0.003	0.002	0.022	0.003	0.004	0.008
NO0001R	PCB_52	precip	0.023	0.024	0.022	0.028	0.026	0.017	0.012	0.019	0.028	0.021	0.018	0.021	0.021
SE0012R	PCB_52	precip+dry_dep	0.01	0.01	0	0.009	0.03	0.05	0.08	0.09	0.07	0.05	-	-	0.027
SE0014R	PCB_52	precip+dry_dep	0.02	0.05	0.048	0.108	0.06	0.093	0.073	0.096	0.065	0.077	0.04	0.101	0.069
CZ0003R	phenanthrene	precip	45.341	66.304	60.498	29.343	13.403	6.657	5.738	6.735	28.563	57.1	24.032	17.405	22.718
DE0001R	phenanthrene	precip	12	11.7	33.318	27.6	13.16	5.945	5.6	2.527	9.99	9.1	7.531	9.7	10.34
DE0009R	phenanthrene	precip	15.8	37.5	37.153	32.8	44.132	6.659	6.4	9.367	7.576	9.1	25.081	34.5	22.328
FI0096R	phenanthrene	precip+dry_dep	15	22	15.714	4	12	3	11	9	9	5	6	6	9.435
SE0012R	phenanthrene	precip+dry_dep	44	44	11	10.708	15	15	9	4	12	21	11	-	20.455
SE0014R	phenanthrene	precip+dry_dep	15	25.679	16.613	30.6	101	24.333	7.194	6	7.5	18.871	30	32.613	26.286
BE0014R	pp_DDD	precip	0.5	0.5	0.5	0.5	0.5	0.5	0.5	0.5	0.5	0.5	0.5	0.5	0.5
CZ0003R	pp_DDD	precip	0.111	0.476	0.765	0.622	0.05	0.391	0.079	0.186	0.998	0.05	0.5	0.177	0.29
DE0001R	pp_DDD	precip	0.023	0.048	0.027	0.046	0.024	0.014	0.02	0.008	0.043	0.008	0.011	0.011	0.019
DE0009R	pp_DDD	precip	0.113	0.061	0.103	0.626	0.06	0.124	0.065	0.165	0.111	0.07	0.09	0.057	0.118
IS0091R	pp_DDD	precip	0.004	0.005	0.015	0.013	0.041	0.003	0.004	0.003	0.002	0.003	0.003	0.006	0.005
BE0014R	pp_DDE	precip	1	1	1	1	1	1	1	1	1	1	1	1	1
CZ0003R	pp_DDE	precip	0.221	0.311	0.328	0.388	0.05	0.207	0.087	0.071	0.145	0.05	0.201	0.246	0.167
DE0001R	pp_DDE	precip	0.024	0.049	0.093	0.073	0.038	0.019	0.011	0.013	0.08	0.012	0.017	0.017	0.028
DE0009R	pp_DDE	precip	0.073	0.085	0.171	1.257	0.064	0.126	0.062	0.165	0.145	0.076	0.095	0.079	0.164
IS0091R	pp_DDE	precip	0.004	0.005	0.007	0.004	0.041	0.003	0.004	0.003	0.002	0.003	0.003	0.004	0.004
BE0014R	pp_DDT	precip	0.5	0.5	0.5	0.5	0.5	0.5	0.5	0.5	0.5	0.5	0.5	0.5	0.5
CZ0003R	pp_DDT	precip	0.05	0.789	0.104	0.365	0.05	0.282	0.211	0.05	2.879	6.7	1.375	0.05	0.473
DE0001R	pp_DDT	precip	0.027	0.051	0.072	0.152	0.061	0.028	0.017	0.017	0.103	0.019	0.027	0.025	0.039
DE0009R	pp_DDT	precip	0.27	0.22	0.311	1.453	0.231	0.533	0.215	0.577	0.314	0.235	0.253	0.198	0.367
IS0091R	pp_DDT	precip	0.014	0.014	0.073	0.033	0.044	0.028	0.004	0.003	0.002	0.003	0.003	0.013	0.014
CZ0003R	pyrene	precip	27.036	41.771	40.148	19.997	7.91	4.104	2.372	4.275	24.229	46.7	21.781	12.897	14.835
DE0001R	pyrene	precip	0.8	1.5	10.085	16.4	7.857	4.059	3.8	2.013	8.825	4.7	4.72	6.7	5.183
DE0009R	pyrene	precip	18.4	29	27.717	11.6	12.77	4.886	6.7	6.812	6.929	5.8	22.925	37.7	15.674
FI0096R	pyrene	precip+dry_dep	11	5	3.857	3	9	3	6	3	7	4	8	6.727	5.635
SE0012R	pyrene	precip+dry_dep	39	39	11	9.25	8	4	1	0	10	7	12	-	16.182
SE0014R	pyrene	precip+dry_dep	14.719	18.643	9	8.6	7	7	5.194	5	6.5	16.581	24	21.387	11.928
IS0091R	trans_CD	precip	0.007	0.003	0.007	0.002	0.021	0.001	0.002	0.002	0.001	0.003	0.003	0.003	0.003
IS0091R	trans_NO	precip	0.007	0.005	0.008	0.002	0.021	0.005	0.004	0.004	0.002	0.006	0.004	0.004	0.004

Site	Comp	Matrix	jan	Febr	Mar	Apr	May	June	Jul	Aug	Sept	Oct	Nov	Dec	Annual
BE0014R	precipitation_amount	precip	60.069	79.68	44.137	91.296	87.867	121.102	112.411	61.2	92.8	99.416	162.23	79.189	1091.397
CZ0003R	precipitation_amount	precip	62.3	59.4	18.3	28.1	55.8	43.4	128.3	101	46.5	4.1	13	55.8	616
DE0001R	precipitation_amount	precip	45.703	27.4	28.24	41.4	30.817	51.891	73.869	91.226	14.237	65.72	55.566	49.069	575.096
DE0009R	precipitation_amount	precip	11.16	41.6	33.469	24.686	48.499	32.929	46.323	52.98	18.1	61.114	37.903	44.994	453.393
IS0091R	precipitation_amount	precip	44.009	36.992	27.654	49.4	5.1	75.062	47.438	62.067	81.643	70.615	62.404	77.021	638.266
NL0091R	precipitation_amount	precip	60.204	12.029	20.371	69.339	45.189	8.971	130.807	101.021	106.25	92.829	137.518	82.089	866.673
NO0001R	precipitation_amount	precip	109.371	56.914	54.586	53.229	131.965	73.379	62.7	88.1	67.333	160.367	243.871	60.157	1160.571

Annex 8

Monthly mean values on data for POPs in air

Site	Comp	Matrix	jan	Febr	Mar	Apr	May	June	Jul	Aug	Sept	Oct	Nov	Dec	Annual
NO0042G	acenaphthene	air+aerosol	0.024	0.009	0.005	0.004	0.002	0.002	0.002	0.002	0.002	0.002	0.007	0.008	0.006
NO0042G	acenaphthylene	air+aerosol	0.003	0.001	0.001	0.001	0.001	0.002	0.001	0.001	0.001	0.001	0.001	0.002	0.001
CZ0003R	alpha_HCH	air+aerosol	8.438	17.188	16.6	24.5	12.188	37.9	20.438	17.15	17.625	27.5	9	4.5	17.938
FI0096R	alpha_HCH	air+aerosol	7	7	7	9	9	15	15	13	14	10	6	6.636	9.882
IS0091R	alpha_HCH	air+aerosol	2.995	3.114	2.868	2.899	2.782	2.76	2.732	2.192	1.36	1.452	1.73	5.446	2.691
NO0001R	alpha_HCH	air+aerosol	6.024	8.253	7.051	8.514	9.336	16.707	24.94	24.967	14.267	16.681	9.945	7.639	12.749
NO0042G	alpha_HCH	air+aerosol	16.243	11.827	14.825	17.654	18.257	17.676	16.157	18.517	13.793	16.769	12.112	8.975	15.346
SE0014R	alpha_HCH	air+aerosol	5.097	5.464	5	7.6	9.323	8.233	8.452	10.355	10.433	11.226	7.867	6.129	7.98
NO0042G	anthanthrene	air+aerosol	0.001	0.001	0.001	0.001	0.001	0.001	0.001	0.001	0.001	0.001	0.001	0.001	0.001
FI0096R	anthracene	air+aerosol	0.013	0.006	0.004	0.003	0.001	0.002	0.003	0.004	0.004	0.005	0.014	0.009	0.005
GB0014R	anthracene	air+aerosol	0.01	0.01	0.01	0.01	0.01	0.01	0.05	0.05	0.05	0.12	0.12	0.12	0.048
NO0042G	anthracene	air+aerosol	0.002	0.001	0.001	0.001	0.002	0.003	0.003	0.002	0.003	0.003	0.002	0.002	0.002
SE0012R	anthracene	air+aerosol	0.05	0.035	0.015	0.003	0.011	0.004	0.013	0.005	0.091	0.002	0.03	0.04	0.025
SE0014R	anthracene	air+aerosol	0.035	0.055	0.023	0.035	0.009	0.003	0.003	0.003	0.006	0.014	0.04	0.049	0.022
FI0096R	benz_a_anthracene	air+aerosol	0.052	0.016	0.01	0.003	0.004	0.003	0.002	0.004	0.007	0.004	0.024	0.016	0.011
GB0014R	benz_a_anthracene	air+aerosol	0.01	0.01	0.01	0.01	0.01	0.01	0.02	0.02	0.02	0.11	0.11	0.11	0.038
NO0042G	benz_a_anthracene	air+aerosol	0.012	0.005	0.002	0.001	0.001	0.001	0.001	0.001	0.001	0.001	0.002	0.004	0.003
SE0012R	benz_a_anthracene	air+aerosol	0.137	0.073	0.037	0.006	0.009	0.005	0.006	0.004	0.071	0.049	-	0.209	0.055
SE0014R	benz_a_anthracene	air+aerosol	0.099	0.287	0.09	0.029	0.012	0.006	0.016	0.007	0.016	0.072	0.161	0.161	0.08
NO0042G	benzo_a_fluoranthene	air+aerosol	0.003	0.006	0.001	0.001	0.009	0.001	0.001	0.001	0.001	0.001	0.001	0.002	0.002
NO0042G	benzo_a_fluorene	air+aerosol	0.015	0.004	0.003	0.001	0.001	0.001	0.001	0.001	0.001	0.001	0.001	0.003	0.003
CZ0003R	benzo_a_pyrene	air+aerosol	0.694	1.386	0.777	0.193	0.046	0.062	0.159	0.023	0.097	0.112	0.68	0.811	0.417
FI0096R	benzo_a_pyrene	air+aerosol	0.064	0.025	0.015	0.004	0.004	0.002	0.001	0.003	0.005	0.001	0.025	0.016	0.013
GB0014R	benzo_a_pyrene	air+aerosol	0.01	0.01	0.01	0.01	0.01	0.01	0.01	0.01	0.01	0.07	0.07	0.07	0.025
LV0010R	benzo_a_pyrene	aerosol	0.46	0.44	0.227	0.172	0.045	0.02	0.016	0.002	0.068	0.351	1.037	1.176	0.334
LV0016R	benzo_a_pyrene	aerosol	0.002	0.05	0.004	0.033	0.027	0.019	0.006	0.021	0.003	0.097	0.148	0.169	0.048
NO0042G	benzo_a_pyrene	air+aerosol	0.009	0.005	0.003	0.002	0.002	0.001	0.001	0.001	0.001	0.001	0.001	0.003	0.003
SE0012R	benzo_a_pyrene	air+aerosol	0.118	0.136	0.053	0.018	0.017	0.011	0.014	0.017	0.026	0.095	-	0.089	0.054
SE0014R	benzo_a_pyrene	air+aerosol	0.106	0.273	0.105	0.029	0.012	0.02	0.008	0.013	0.04	0.081	0.165	0.167	0.085
FI0096R	benzo_b_fluoranthene	air+aerosol	0.12	0.037	0.024	0.006	0.01	0.011	0.005	0.006	0.013	0.005	0.045	0.039	0.026
SE0014R	benzo_b_fluoranthene	air+aerosol	0.191	0.554	0.191	0.066	0.029	0.017	0.017	0.019	0.041	0.169	0.301	0.271	0.155

Site	Comp	Matrix	jan	Febr	Mar	Apr	May	June	Jul	Aug	Sept	Oct	Nov	Dec	Annual
NO0042G	benzo_b_fluorene	air+aerosol	0.008	0.004	0.002	0.001	0.001	0.001	0.001	0.001	0.001	0.001	0.001	0.005	0.002
NO0042G	benzo_bjk_fluoranthenes	air+aerosol	0.071	0.039	0.019	0.008	0.005	0.002	0.002	0.002	0.001	0.001	0.008	0.023	0.015
NO0042G	benzo_e_pyrene	air+aerosol	0.019	0.012	0.006	0.003	0.003	0.001	0.001	0.001	0.001	0.001	0.003	0.009	0.005
NO0042G	benzo_ghi_fluoranthene	air+aerosol	0.01	0.006	0.003	0.002	0.001	0.001	0.001	0.001	0.001	0.001	0.002	0.006	0.003
FI0096R	benzo_ghi_ptylene	air+aerosol	0.068	0.024	0.015	0.004	0.005	0.003	0.002	0.003	0.007	0.002	0.027	0.021	0.014
GB0014R	benzo_ghi_ptylene	air+aerosol	0.01	0.01	0.01	0.01	0.01	0.01	0.01	0.01	0.01	0.11	0.11	0.11	0.035
NO0042G	benzo_ghi_ptylene	air+aerosol	0.018	0.013	0.006	0.003	0.002	0.001	0.001	0.001	0.004	0.003	0.003	0.007	0.005
SE0012R	benzo_ghi_ptylene	air+aerosol	0.172	0.163	0.071	0.023	0.024	0.015	0.018	0.002	0.035	0.114	0.069	0.145	0.071
SE0014R	benzo_ghi_ptylene	air+aerosol	0.109	0.262	0.098	0.036	0.014	0.009	0.006	0.008	0.027	0.108	0.183	0.158	0.085
FI0096G	benzo_k_fluoranthene	air+aerosol	0.047	0.015	0.01	0.003	0.004	0.003	0.002	0.003	0.006	0.002	0.02	0.015	0.01
SE0014R	benzo_k_fluoranthene	air+aerosol	0.08	0.225	0.08	0.027	0.012	0.006	0.005	0.006	0.017	0.074	0.136	0.124	0.066
IS0091R	beta_HCH	air+aerosol	0.215	0.248	0.2	0.204	0.215	0.21	0.135	0.135	0.14	0.135	0.14	0.175	0.179
NO0042G	biphenyl	air+aerosol	1.66	1.06	0.561	0.252	0.024	0.027	0.017	0.029	0.055	0.122	0.473	0.875	0.436
GB0014R	chrysene	air+aerosol	0.03	0.03	0.03	0.01	0.01	0.01	0.03	0.03	0.03	0.21	0.21	0.21	0.07
FI0096R	chrysene_triphenylene	air+aerosol	0.114	0.081	0.045	0.008	0.02	0.01	0.028	0.027	0.021	0.011	0.063	0.05	0.037
NO0042G	chrysene_triphenylene	air+aerosol	0.037	0.025	0.013	0.005	0.002	0.002	0.001	0.001	0.001	0.001	0.007	0.02	0.01
SE0014R	chrysene_triphenylene	air+aerosol	0.222	0.562	0.208	0.081	0.038	0.036	0.03	0.032	0.05	0.157	0.306	0.289	0.167
IS0091R	cis_CD	air+aerosol	0.171	0.09	0.101	0.065	0.07	0.07	0.07	0.07	0.07	0.065	0.07	0.462	0.115
NO0042G	cis_CD	air+aerosol	0.566	0.621	0.709	0.602	0.614	0.545	0.555	0.516	0.525	0.707	0.724	0.645	0.612
NO0042G	cis_NO	air+aerosol	0.036	0.051	0.041	0.035	0.058	0.062	0.085	0.092	0.065	0.071	0.04	0.027	0.056
NO0042G	coronene	air+aerosol	0.011	0.007	0.003	0.001	0.002	0.001	0.001	0.001	0.001	0.001	0.001	0.003	0.003
NO0042G	cyclopenta_cd_pyrene	air+aerosol	0.003	0.001	0.001	0.001	0.001	0.001	0.001	0.001	0.001	0.001	0.001	0.002	0.001
NO0042G	dibenzo_ac_ah_anthracenes	air+aerosol	0.002	0.002	0.001	0.001	0.002	0.001	0.001	0.001	0.001	0.001	0.001	0.001	0.001
NO0042G	dibenzo_ae_pyrene	air+aerosol	0.002	0.002	0.001	0.001	0.001	0.001	0.001	0.001	0.001	0.001	0.001	0.001	0.001
NO0042G	dibenzo_ah_pyrene	air+aerosol	0.001	0.001	0.001	0.001	0.001	0.001	0.001	0.001	0.001	0.001	0.001	0.001	0.001

Site	Comp	Matrix	jan	Febr	Mar	Apr	May	June	Jul	Aug	Sept	Oct	Nov	Dec	Annual
NO0042G	dibenzo_ai_pyrene	air+aerosol	0.002	0.001	0.001	0.001	0.001	0.001	0.001	0.001	0.001	0.001	0.001	0.001	0.001
NO0042G	dibenzofuran	air+aerosol	1.97	1.348	0.748	0.491	0.052	0.056	0.038	0.07	0.098	0.184	0.678	1.226	0.583
NO0042G	dibenzothiophene	air+aerosol	0.037	0.017	0.007	0.005	0.001	0.004	0.002	0.002	0.002	0.002	0.006	0.012	0.008
IS0091R	dieldrin	air+aerosol	0.165	0.091	0.065	0.065	0.07	0.07	0.07	0.07	0.07	0.065	0.07	0.298	0.098
CZ0003R	fluoranthene	air+aerosol	4.519	8.034	2.529	1.387	0.577	1.044	0.877	0.32	0.605	1.247	4.325	3.942	2.42
FI0096R	fluoranthene	air+aerosol	0.48	0.17	0.13	0.04	0.06	0.07	0.07	0.06	0.08	0.05	0.23	0.236	0.137
GB0014R	fluoranthene	air+aerosol	0.61	0.61	0.61	0.36	0.36	0.36	0.38	0.38	0.38	1	1	1	0.588
NO0042G	fluoranthene	air+aerosol	0.107	0.079	0.032	0.017	0.011	0.012	0.011	0.009	0.01	0.008	0.029	0.07	0.033
SE0012R	fluoranthene	air+aerosol	0.71	1.03	0.48	0.12	0.22	0.12	0.14	0.11	1.18	0.64	0.57	1.36	0.557
SE0014R	fluoranthene	air+aerosol	0.707	1.754	0.685	0.353	0.15	0.1	0.105	0.095	0.142	0.445	0.883	0.878	0.519
CZ0003R	fluorene	air+aerosol	6.572	10.109	2.972	1.394	0.621	0.74	0.917	0.426	0.462	1.17	6.43	4.05	2.962
NO0042G	fluorene	air+aerosol	0.976	0.495	0.145	0.061	0.016	0.025	0.021	0.028	0.027	0.038	0.242	0.559	0.22
CZ0003R	gamma_HCH	air+aerosol	11.875	28.5	17.4	44.25	34.062	45.05	37.312	27.4	23.5	58	12.6	11.5	29.005
FI0096R	gamma_HCH	air+aerosol	2	2	2	3	4	4	4	3	3	2	2	2	2.741
IS0091R	gamma_HCH	air+aerosol	5.795	4.901	4.536	3.737	4.369	3.115	3.956	3.015	1.685	2.047	2.81	5.819	3.813
NO0001R	gamma_HCH	air+aerosol	2.485	3.117	3.553	5.443	14.27	14.171	12.223	9.579	9.617	20.241	9.676	3.356	8.877
NO0042G	gamma_HCH	air+aerosol	3.114	2.085	2.213	3.183	3.448	2.39	1.69	1.923	1.773	2.313	2.489	2.239	2.421
SE0014R	gamma_HCH	air+aerosol	2.613	2.964	2.536	9	8.387	8.333	9	6.548	7.367	11.29	6.333	3.129	6.435
IS0091R	HCB	air+aerosol	1.414	1.801	1.737	1.86	1.94	2.12	1.313	1.379	2.16	2.219	2.09	3.968	1.999
NO0001R	HCB	air+aerosol	52.633	60.491	57.047	63.885	62.73	64.751	63.212	75.161	72.768	81.625	58.569	57.17	64.075
NO0042G	HCB	air+aerosol	62.235	55.854	60.758	67.806	72.487	70.88	72.558	72.501	71.51	74.478	66.609	58.972	67.377
FI0096R	inden_123cd_pyrene	air+aerosol	0.085	0.029	0.019	0.005	0.006	0.005	0.002	0.004	0.01	0.003	0.034	0.026	0.018
GB0014R	inden_123cd_pyrene	air+aerosol	0.01	0.01	0.01	0.01	0.01	0.01	0.01	0.01	0.01	0.11	0.11	0.11	0.035
NO0042G	inden_123cd_pyrene	air+aerosol	0.021	0.011	0.004	0.002	0.002	0.001	0.001	0.001	0.001	0.001	0.002	0.005	0.004
SE0012R	inden_123cd_pyrene	air+aerosol	0.277	0.241	0.092	0.026	0.025	0.016	0.019	0.005	0.039	0.172	0.095	0.229	0.103
SE0014R	inden_123cd_pyrene	air+aerosol	0.133	0.364	0.126	0.046	0.02	0.01	0.007	0.011	0.032	0.14	0.227	0.195	0.109
NO0042G	N1methylnaphtalene	air+aerosol	0.5	0.235	0.055	0.033	0.014	0.021	0.016	0.017	0.018	0.021	0.106	0.269	0.109
NO0042G	N1methylphenanthrene	air+aerosol	0.006	0.005	0.004	0.005	0.003	0.005	0.005	0.005	0.006	0.004	0.003	0.004	0.004
NO0042G	N2methylanthracene	air+aerosol	0.003	0.001	0.001	0.001	0.001	0.001	0.001	0.001	0.001	0.001	0.001	0.001	0.001

Site	Comp	Matrix	jan	Febr	Mar	Apr	May	June	Jul	Aug	Sept	Oct	Nov	Dec	Annual
NO0042G	N2methylnaphtalene	air+aerosol	0.592	0.261	0.062	0.053	0.024	0.036	0.027	0.029	0.03	0.032	0.129	0.306	0.132
NO0042G	N2methylphenanthrene	air+aerosol	0.012	0.01	0.007	0.008	0.004	0.007	0.006	0.008	0.008	0.005	0.005	0.006	0.007
NO0042G	N3methylphenanthrene	air+aerosol	0.007	0.006	0.005	0.006	0.003	0.005	0.004	0.005	0.005	0.003	0.003	0.004	0.005
NO0042G	N9methylphenanthrene	air+aerosol	0.004	0.004	0.004	0.005	0.003	0.005	0.004	0.005	0.006	0.003	0.002	0.003	0.004
NO0042G	naphtalene	air+aerosol	1.748	1.318	0.338	0.12	0.059	0.082	0.068	0.075	0.093	0.106	0.386	1.18	0.463
NO0042G	op_DDD	air+aerosol	0.04	0.038	0.019	0.015	0.01	0.01	0.01	0.016	0.014	0.015	0.028	0.034	0.021
NO0042G	op_DDE	air+aerosol	0.247	0.171	0.131	0.073	0.028	0.02	0.018	0.021	0.02	0.044	0.095	0.185	0.087
IS0091R	op_DDT	air+aerosol	0.075	0.084	0.065	0.065	0.07	0.07	0.135	0.135	0.14	0.135	0.14	0.175	0.108
NO0042G	op_DDT	air+aerosol	0.455	0.34	0.273	0.173	0.084	0.071	0.063	0.094	0.068	0.123	0.178	0.339	0.187
CZ0003R	PCB_101	air+aerosol	6.812	56.812	15.4	6.062	8.25	6.85	4.625	2.7	3.375	6.125	7.5	4.125	10.519
FI0096R	PCB_101	air+aerosol	0.52	0.428	0.439	0.614	1.058	1.434	2.137	0.76	0.669	0.361	0.311	0.452	0.769
GB0014R	PCB_101	air+aerosol	1.6	1.6	1.6	2.7	2.7	2.7	2	2	2	3.7	3.7	3.7	2.503
IS0091R	PCB_101	air+aerosol	0.771	0.788	0.859	0.497	0.49	0.4	0.392	0.26	0.105	0.347	0.325	0.752	0.498
NO0001R	PCB_101	air+aerosol	0.42	1.706	1.317	0.747	1.047	1.055	1.107	0.835	1.24	1.493	1.193	0.577	1.06
NO0042G	PCB_101	air+aerosol	0.515	0.485	0.332	0.453	0.338	0.354	0.285	0.328	0.343	0.365	0.433	0.51	0.393
SE0012R	PCB_101	air+aerosol	-	0.417	0.508	0.621	2.453	-	2.643	3.083	1.46	1.244	0.574	0.403	1.341
SE0014R	PCB_101	air+aerosol	1.104	1.046	0.888	1.685	1.745	2.493	3.921	2.939	2.17	2.063	1.515	0.939	1.896
IS0091R	PCB_105	air+aerosol	0.075	0.084	0.065	0.065	0.07	0.07	0.07	0.07	0.07	0.065	0.07	0.09	0.072
NO0042G	PCB_105	air+aerosol	0.055	0.045	0.032	0.043	0.023	0.024	0.018	0.026	0.033	0.039	0.053	0.054	0.037
NO0042G	PCB_114	air+aerosol	0.01	0.01	0.01	0.01	0.01	0.01	0.01	0.01	0.01	0.01	0.01	0.01	0.01
CZ0003R	PCB_118	air+aerosol	0.5	6.062	3.2	2.25	5.188	2.2	1.375	2.05	0.875	0.938	1.95	1.5	2.341
FI0096R	PCB_118	air+aerosol	0.224	0.186	0.152	0.13	0.307	0.525	0.792	0.23	0.188	0.176	0.083	0.171	0.264
GB0014R	PCB_118	air+aerosol	0.4	0.4	0.4	0.6	0.6	0.6	0.52	0.52	0.52	1.1	1.1	1.1	0.656
IS0091R	PCB_118	air+aerosol	0.075	0.123	0.192	0.065	0.07	0.07	0.135	0.135	0.14	0.135	0.14	0.175	0.121
NO0001R	PCB_118	air+aerosol	0.134	1.803	1.689	0.271	0.531	0.337	0.343	0.253	0.363	0.61	0.329	0.205	0.578
NO0042G	PCB_118	air+aerosol	0.185	0.156	0.11	0.142	0.082	0.082	0.067	0.088	0.11	0.119	0.166	0.173	0.123
SE0012R	PCB_118	air+aerosol	-	0.167	0.172	0.175	0.691	0.991	0.751	0.897	0.428	0.293	0.165	0.134	0.442
SE0014R	PCB_118	air+aerosol	0.366	0.407	0.307	0.616	0.655	0.919	1.488	1.028	0.762	0.726	0.584	0.398	0.695
NO0042G	PCB_122	air+aerosol	0.01	0.01	0.01	0.01	0.01	0.01	0.01	0.01	0.01	0.01	0.01	0.01	0.01
NO0042G	PCB_123	air+aerosol	0.01	0.01	0.01	0.01	0.01	0.01	0.01	0.01	0.01	0.01	0.01	0.01	0.01

Site	Comp	Matrix	jan	Febr	Mar	Apr	May	June	Jul	Aug	Sept	Oct	Nov	Dec	Annual
NO0042G	PCB_128	air+aerosol	0.025	0.024	0.016	0.019	0.012	0.013	0.01	0.012	0.018	0.02	0.028	0.022	0.018
CZ0003R	PCB_138	air+aerosol	7.875	11.25	8.6	14	7	7.7	2.75	5.3	6.75	11.25	4.45	5	7.572
FI0096R	PCB_138	air+aerosol	0.122	0.222	0.208	0.25	0.392	0.454	0.616	0.206	0.192	0.069	0.051	0.113	0.243
GB0014R	PCB_138	air+aerosol	0.6	0.6	0.6	1	1	1	0.72	0.72	0.72	1.3	1.3	1.3	0.906
IS0091R	PCB_138	air+aerosol	0.075	0.084	0.137	0.065	0.07	0.07	0.07	0.07	0.07	0.118	0.07	0.09	0.083
NO0001R	PCB_138	air+aerosol	0.166	2.02	2.604	0.301	0.674	0.485	0.444	0.286	0.436	0.75	0.402	0.196	0.746
NO0042G	PCB_138	air+aerosol	0.141	0.157	0.103	0.115	0.082	0.074	0.055	0.075	0.099	0.123	0.168	0.138	0.111
SE0012R	PCB_138	air+aerosol	-	0.221	0.188	0.239	0.859	0.861	0.739	0.814	0.432	0.411	0.238	0.184	0.471
SE0014R	PCB_138	air+aerosol	0.684	0.696	0.569	1.206	1.135	1.683	2.928	2.079	1.388	1.294	0.904	0.633	1.279
NO0042G	PCB_141	air+aerosol	0.035	0.036	0.025	0.027	0.02	0.02	0.016	0.018	0.023	0.023	0.027	0.033	0.025
NO0042G	PCB_149	air+aerosol	0.237	0.259	0.183	0.212	0.176	0.158	0.126	0.149	0.154	0.172	0.191	0.245	0.188
CZ0003R	PCB_153	air+aerosol	10	18	13.45	16.5	10	17.07	3.438	6.7	7	11.062	5.9	5.312	10.401
FI0096R	PCB_153	air+aerosol	0.24	0.188	0.221	0.226	0.398	0.523	0.641	0.284	0.247	0.143	0.102	0.194	0.29
GB0014R	PCB_153	air+aerosol	0.05	0.05	0.05	0.04	0.04	0.04	1.1	1.1	1.1	1.8	1.8	1.8	0.752
IS0091R	PCB_153	air+aerosol	0.075	0.084	0.163	0.065	0.07	0.07	0.07	0.07	0.07	0.268	0.13	0.286	0.119
NO0001R	PCB_153	air+aerosol	0.275	3.349	4.847	0.507	1.014	0.809	0.746	0.457	0.749	1.289	0.696	0.328	1.288
NO0042G	PCB_153	air+aerosol	0.221	0.26	0.17	0.177	0.13	0.123	0.1	0.127	0.168	0.192	0.253	0.212	0.177
SE0012R	PCB_153	air+aerosol	-	0.246	0.245	0.271	1.121	1.094	0.888	0.973	0.518	0.509	0.261	0.196	0.575
SE0014R	PCB_153	air+aerosol	0.926	0.928	0.7	1.47	1.356	2.037	3.52	2.607	1.794	1.687	1.183	0.781	1.598
IS0091R	PCB_156	air+aerosol	0.075	0.084	0.065	0.065	0.07	0.07	0.07	0.07	0.07	0.065	0.07	0.09	0.072
NO0042G	PCB_156	air+aerosol	0.011	0.013	0.011	0.01	0.01	0.01	0.01	0.01	0.012	0.012	0.013	0.011	0.011
NO0042G	PCB_157	air+aerosol	0.01	0.01	0.01	0.01	0.01	0.01	0.01	0.01	0.01	0.01	0.01	0.01	0.01
NO0042G	PCB_167	air+aerosol	0.01	0.01	0.01	0.01	0.01	0.01	0.01	0.01	0.01	0.011	0.011	0.01	0.01
NO0042G	PCB_170	air+aerosol	0.017	0.022	0.013	0.013	0.011	0.01	0.01	0.01	0.014	0.016	0.02	0.012	0.014
NO0042G	PCB_18	air+aerosol	2.891	2.722	2.063	2.105	6.367	6.283	5.02	6.739	4.459	4.864	5.239	5.663	4.582
CZ0003R	PCB_180	air+aerosol	5.625	4.25	4.4	12.188	2.875	3.75	1.312	2	3.333	8.062	7.2	5.5	5.02
FI0096R	PCB_180	air+aerosol	0.034	0.036	0.033	0.034	0.097	0.142	0.098	0.074	0.035	0.015	0.015	0.027	0.053
GB0014R	PCB_180	air+aerosol	0.06	0.06	0.06	0.1	0.1	0.1	0.17	0.17	0.17	0.3	0.3	0.3	0.158
IS0091R	PCB_180	air+aerosol	0.075	0.084	0.065	0.065	0.07	0.07	0.07	0.07	0.07	0.118	0.145	0.467	0.114
NO0001R	PCB_180	air+aerosol	0.059	0.557	1.029	0.223	0.25	0.161	0.151	0.098	0.149	0.307	0.132	0.074	0.273
NO0042G	PCB_180	air+aerosol	0.049	0.067	0.041	0.035	0.026	0.025	0.018	0.019	0.034	0.039	0.052	0.038	0.037

Site	Comp	Matrix	jan	Febr	Mar	Apr	May	June	Jul	Aug	Sept	Oct	Nov	Dec	Annual
SE0012R	PCB_180	air+aerosol	-	0.112	0.076	0.085	0.288	0.209	0.201	0.191	0.106	0.127	0.086	0.069	0.141
SE0014R	PCB_180	air+aerosol	0.282	0.337	0.288	0.505	0.406	0.597	1.094	0.723	0.537	0.523	0.38	0.272	0.498
NO0042G	PCB_183	air+aerosol	0.014	0.019	0.014	0.012	0.012	0.011	0.011	0.011	0.013	0.014	0.018	0.016	0.014
NO0042G	PCB_187	air+aerosol	0.039	0.051	0.035	0.032	0.027	0.024	0.021	0.028	0.032	0.033	0.039	0.043	0.034
NO0042G	PCB_189	air+aerosol	0.01	0.01	0.01	0.01	0.01	0.01	0.01	0.01	0.01	0.01	0.01	0.01	0.01
NO0042G	PCB_194	air+aerosol	0.01	0.012	0.011	0.01	0.01	0.01	0.01	0.01	0.01	0.011	0.011	0.01	0.01
NO0042G	PCB_206	air+aerosol	0.01	0.01	0.01	0.01	0.01	0.01	0.01	0.01	0.01	0.01	0.01	0.01	0.01
NO0042G	PCB_209	air+aerosol	0.011	0.011	0.01	0.012	0.01	0.01	0.01	0.01	0.01	0.01	0.01	0.01	0.01
CZ0003R	PCB_28	air+aerosol	13	18.562	10.35	11.625	7.188	14.2	22.125	8.15	6.5	14.75	8.6	6	11.644
FI0096R	PCB_28	air+aerosol	1.655	1.185	1.279	2.085	2.14	3.817	3.801	1.994	1.961	0.899	0.787	1.386	1.943
GB0014R	PCB_28	air+aerosol	6.7	6.7	6.7	9.7	9.7	9.7	8.1	8.1	8.1	19	19	19	10.894
IS0091R	PCB_28	air+aerosol	4.225	4.469	4.465	2.553	2.816	2.335	3.264	1.651	0.93	2.566	1.635	3.447	2.86
NO0001R	PCB_28	air+aerosol	0.836	1.139	1.034	1.35	1.572	1.485	1.801	1.508	2.036	2.656	1.856	1.34	1.545
NO0042G	PCB_28	air+aerosol	1.754	2.491	1.286	1.632	3.751	4.182	3.294	4.004	2.626	2.902	2.944	2.979	2.838
SE0012R	PCB_28	air+aerosol	-	0.84	1.008	0.72	1.981	1.278	1.008	1.133	0.759	1.127	0.583	0.626	1.006
SE0014R	PCB_28	air+aerosol	1.334	1.707	1.037	1.595	1.697	1.677	1.899	1.599	1.599	2.076	0.891	1.333	1.539
IS0091R	PCB_31	air+aerosol	3.934	4.056	4.177	2.553	2.467	2.195	2.175	1.071	0.615	1.694	1.185	2.295	2.362
NO0042G	PCB_31	air+aerosol	1.661	2.399	1.244	1.568	3.638	4.004	3.131	3.83	2.467	2.75	2.797	2.839	2.712
NO0042G	PCB_33	air+aerosol	1.341	2.151	0.944	1.186	2.748	3.074	2.357	2.924	1.834	2.034	2.042	2.271	2.086
NO0042G	PCB_37	air+aerosol	0.181	0.319	0.116	0.16	0.284	0.326	0.262	0.304	0.202	0.218	0.21	0.22	0.234
NO0042G	PCB_47	air+aerosol	0.476	0.69	0.362	0.498	0.586	0.58	0.483	0.519	0.383	0.51	0.509	0.597	0.515
CZ0003R	PCB_52	air+aerosol	15.562	25.062	13.75	10.688	8.125	14.6	9.625	13.1	12.25	20.312	16	23.25	15.13
FI0096R	PCB_52	air+aerosol	1.093	0.832	0.894	1.534	1.79	3.099	3.626	1.72	1.416	0.755	0.645	0.912	1.536
GB0014R	PCB_52	air+aerosol	3.3	3.3	3.3	5.4	5.4	5.4	4.1	4.1	4.1	7.3	7.3	7.3	5.031
IS0091R	PCB_52	air+aerosol	2.752	2.536	2.545	1.722	1.737	1.33	1.234	0.8	0.335	0.835	0.985	1.504	1.522
NO0001R	PCB_52	air+aerosol	0.837	1.287	1.106	1.215	1.672	1.53	1.627	1.364	1.922	2.164	1.849	1.133	1.472
NO0042G	PCB_52	air+aerosol	1.07	1.167	0.774	0.967	1.117	1.226	0.984	1.135	0.92	1.035	1.16	1.262	1.068
SE0012R	PCB_52	air+aerosol	-	0.703	0.81	0.705	2.216	1.759	1.454	1.425	0.901	1.136	0.588	0.513	1.11
SE0014R	PCB_52	air+aerosol	1.307	1.31	1.157	1.55	1.789	2.123	2.789	2.061	1.774	2.005	1.71	1.157	1.741

Site	Comp	Matrix	jan	Febr	Mar	Apr	May	June	Jul	Aug	Sept	Oct	Nov	Dec	Annual
NO0042G	PCB_66	air+aerosol	0.306	0.349	0.194	0.263	0.246	0.259	0.208	0.229	0.198	0.233	0.253	0.291	0.252
NO0042G	PCB_74	air+aerosol	0.218	0.237	0.133	0.196	0.169	0.18	0.143	0.153	0.131	0.155	0.168	0.218	0.174
NO0042G	PCB_99	air+aerosol	0.224	0.181	0.134	0.188	0.123	0.123	0.092	0.121	0.13	0.152	0.189	0.211	0.155
NO0042G	Perylene	air+aerosol	0.002	0.002	0.001	0.001	0.001	0.001	0.001	0.001	0.001	0.001	0.001	0.001	0.001
CZ0003R	phenanthrene	air+aerosol	13.571	18.69	5.449	3.231	1.697	2.484	2.715	1.186	1.169	2.652	10.808	7.822	5.881
FI0096R	phenanthrene	air+aerosol	1.11	0.47	0.407	0.17	0.28	0.27	0.28	0.24	0.27	0.17	0.56	0.566	0.395
GB0014R	phenanthrene	air+aerosol	2.7	2.7	2.7	1.9	1.9	1.9	2.6	2.6	2.6	4.7	4.7	4.7	2.978
NO0042G	phenanthrene	air+aerosol	0.193	0.139	0.062	0.042	0.016	0.034	0.025	0.03	0.031	0.023	0.048	0.061	0.06
SE0012R	phenanthrene	air+aerosol	0.65	1.61	0.55	0.47	0.52	0.44	0.54	0.36	3.38	0.73	0.86	1.74	0.988
SE0014R	Phenanthrene	air+aerosol	1.835	2.996	1.545	1.208	0.562	0.409	0.428	0.343	0.392	0.943	1.933	2.284	1.226
CZ0003R	pp_DDD	air+aerosol	3.875	4.763	7.15	5.188	10.875	5.2	2.125	2.5	5.062	10.312	4.3	4.312	5.419
FI0096R	pp_DDD	air+aerosol	0.23	0.18	0.231	0.07	0.16	0.12	0.025	0.025	0.06	0.06	0.025	0.06	0.111
IS0091R	pp_DDD	air+aerosol	0.145	0.164	0.135	0.139	0.145	0.14	0.135	0.135	0.14	0.135	0.14	0.175	0.144
NO0042G	pp_DDD	air+aerosol	0.036	0.058	0.034	0.021	0.015	0.024	0.023	0.03	0.03	0.015	0.03	0.036	0.029
SE0014R	pp_DDD	air+aerosol	0.092	0.124	0.365	0.068	0.053	0.083	0.149	0.163	0.151	0.104	0.129	0.069	0.129
CZ0003R	pp_DDE	air+aerosol	15.25	15.812	18.65	31.312	28.125	25.34	19.125	25.5	26.25	33	16.8	12.5	22.249
FI0096R	pp_DDE	air+aerosol	1	0.6	0.571	0.26	0.58	0.34	0.41	0.25	0.51	0.32	0.69	1.174	0.58
IS0091R	pp_DDE	air+aerosol	0.163	0.161	0.215	0.261	0.075	0.15	0.135	0.135	0.14	0.135	0.14	0.175	0.157
NO0042G	pp_DDE	air+aerosol	1.884	1.011	0.487	0.26	0.13	0.112	0.142	0.315	0.278	0.245	0.668	1.666	0.594
SE0012R	pp_DDE	air+aerosol	-	0.78	1.76	0.66	3.23	1.85	1.7	1.64	1.48	2.1	0.97	1.3	1.588
SE0014R	pp_DDE	air+aerosol	1.866	1.964	1.644	1.705	2.157	1.504	1.397	1.528	3.778	6.79	4.959	2.497	2.687
CZ0003R	pp_DDT	air+aerosol	11.875	13.062	7.35	6.188	8.812	6.96	5.312	6.15	10.5	16.812	3.8	4	8.222
FI0096R	pp_DDT	air+aerosol	0.3	0.18	0.191	0.13	0.37	0.35	0.3	0.26	0.31	0.15	0.23	0.23	0.25
IS0091R	pp_DDT	air+aerosol	0.145	0.164	0.135	0.139	0.145	0.14	0.135	0.135	0.14	0.135	0.14	0.175	0.144
NO0042G	pp_DDT	air+aerosol	0.247	0.163	0.106	0.06	0.033	0.036	0.03	0.05	0.049	0.061	0.107	0.162	0.092
SE0014R	pp_DDT	air+aerosol	0.433	0.729	0.536	0.762	0.974	0.908	1.069	0.985	1.99	2.535	1.677	0.703	1.124
CZ0003R	pyrene	air+aerosol	3.209	5.81	1.723	1.481	0.681	2.225	0.571	0.202	0.439	0.873	3.405	2.769	1.944
FI0096R	pyrene	air+aerosol	0.29	0.1	0.077	0.03	0.04	0.03	0.03	0.04	0.05	0.04	0.16	0.128	0.081
GB0014R	pyrene	air+aerosol	0.3	0.3	0.3	0.29	0.29	0.29	0.28	0.28	0.28	0.59	0.59	0.59	0.365
NO0042G	pyrene	air+aerosol	0.05	0.036	0.019	0.011	0.009	0.009	0.008	0.008	0.007	0.005	0.013	0.033	0.017
SE0012R	pyrene	air+aerosol	0.6	0.62	0.29	0.06	0.1	0.06	0.08	0.06	0.01	0.47	0.36	0.96	0.306
SE0014R	Pyrene	air+aerosol	0.521	1.134	0.485	0.313	0.069	0.048	0.055	0.064	0.091	0.308	0.596	0.596	0.351

Site	Comp	Matrix	jan	Febr	Mar	Apr	May	June	Jul	Aug	Sept	Oct	Nov	Dec	Annual
NO0042G	Retene	air+aerosol	0.005	0.003	0.002	0.003	0.004	0.004	0.004	0.003	0.003	0.003	0.004	0.005	0.004
NO0042G	sum_DDT	air+aerosol	2.909	1.781	1.051	0.603	0.3	0.273	0.287	0.526	0.459	0.504	1.107	2.421	1.009
NO0042G	sum_heptachlor_PCB	air+aerosol	0.135	0.179	0.115	0.097	0.078	0.069	0.054	0.062	0.115	0.133	0.166	0.148	0.112
NO0042G	sum_hexachlor_PCB	air+aerosol	1.004	1.171	0.774	0.861	0.614	0.601	0.458	0.579	0.714	0.807	1.024	1.094	0.804
NO0042G	sum_PCB	air+aerosol	19.707	23.79	13.853	16.636	32.244	33.911	26.651	33.538	22.811	25.653	27.347	30.245	25.666
NO0042G	sum_pentachlor_PCB	air+aerosol	1.651	1.507	1.044	1.431	0.993	1.01	0.759	0.932	1.046	1.181	1.411	1.699	1.216
NO0042G	sum_tetrachlor_PCB	air+aerosol	5.066	6.027	3.463	4.466	4.962	5.157	4.128	4.822	3.64	4.432	4.747	5.592	4.705
NO0042G	sum_trichlor_PCB	air+aerosol	11.819	14.873	8.426	9.749	25.567	27.043	21.221	27.113	17.266	19.069	19.968	21.682	18.798
IS0091R	trans_CD	air+aerosol	0.075	0.084	0.106	0.065	0.07	0.07	0.07	0.07	0.07	0.065	0.07	0.163	0.082
NO0042G	trans_CD	air+aerosol	0.366	0.416	0.438	0.283	0.18	0.115	0.142	0.106	0.098	0.19	0.321	0.36	0.25
IS0091R	trans_NO	air+aerosol	0.075	0.084	0.065	0.065	0.07	0.07	0.07	0.07	0.07	0.065	0.07	0.173	0.079
NO0042G	trans_NO	air+aerosol	0.502	0.589	0.659	0.578	0.592	0.47	0.483	0.456	0.432	0.607	0.644	0.577	0.55